

**BMCRC – MRO
Championship 2008
22nd & 23rd March 2008
Brands Hatch**



Dyna Pro
Dynamometers

norfolkline
MAERK



Results by RS Sports Timing



2 - BMCRC - MRO CHAMPIONSHIPS 2008

Sorted on Best Lap time

DYNA PRO MRO SUPERSPORT 600

DONINGTON PARK NATIONAL 1.957 Miles

QUALIFYING

22/03/2008 11:19

Qualify

Pos	No.	Name	Bike	Best Tm	Diff	Best Spd	In Lap	Sponsor
1	59	Rob Hoyles	Yamaha R6 600	1:24.639	-	83.251	3	robhoyles.com
2	87	Billy Mellor	Suzuki GSXR 600	1:25.394	+0.755	82.515	4	Form-IT Construction
3	18	Liam Lyon	Yamaha R6 600	1:25.537	+0.898	82.377	6	
4	40	David Shelvey	Suzuki GSXR 600	1:26.150	+1.511	81.791	8	
5	81	Paul King	Yamaha R6 600	1:26.173	+1.534	81.769	7	
6	36	Anthony Kennaway	Yamaha R6 600	1:26.198	+1.559	81.745	8	
7	3	Mark Cringle	Triumph 675	1:26.291	+1.652	81.657	7	Cringle Racing Ltd
8	48	Chase Collyer	Yamaha R6 600	1:26.792	+2.153	81.186	8	Mike Smith Tuning
9	55	Steven Smith	Triumph 675	1:29.126	+4.487	79.060	7	
10	53	Andy Lawrence	Honda CBR 600	1:29.495	+4.856	78.734	4	ABC Tyres
11	60	Tim Venables	Yamaha R6 600	1:30.001	+5.362	78.291	7	T Turner
12	15	Casper Tham	Yamaha R6 600	1:30.265	+5.626	78.062	6	
13	61	Paul Welch	Yamaha R6 600	1:30.499	+5.860	77.860	8	Dalco
14	63	Derek Pickett	Yamaha R6 600	1:30.516	+5.877	77.846	8	SAC Racing
15	73	Sarah Jordan	Suzuki GSXR 600	1:30.785	+6.146	77.615	7	
16	26	James Wainwright	Triumph 675	1:31.684	+7.045	76.854	7	
17	37	Danny Carpenter	Honda CBR 600	1:33.379	+8.740	75.459	8	LRC Haulage
18	49	Mark Grover	Suzuki GSXR 600	1:33.982	+9.343	74.975	5	
19	47	Sean Chaston	Honda CBR 600	1:34.382	+9.743	74.657	7	Hyside M/C's
20	44	Emmett Burke	Honda CBR 600	1:34.440	+9.801	74.611	8	
21	8	Paul Smyth	Triumph 675	1:34.665	+10.026	74.434	7	
22	50	Michael Elliott	Yamaha R6 600	1:35.853	+11.214	73.511	8	
23	35	Thomas Dean	Yamaha R6 600	1:36.263	+11.624	73.198	2	Castrol
24	75	Alan Lau	Suzuki GSXR 600	1:37.609	+12.970	72.189	4	
25	11	Suham Zaki	Yamaha R6 600	1:39.717	+15.078	70.663	2	
26	54	Robert Hollingsbee	Yamaha R6 600	1:39.857	+15.218	70.564	3	Trulloholidays.com
27	16	Martin Booker	Yamaha R6 600	1:44.174	+19.535	67.640	7	
28	64	Steve De La Cour	Kawasaki ZXR 600	2:21.940	+57.301	49.643	2	

Chief Timekeeper

Orbits 4



www.amb-it.com

www.mylaps.com

Licensed to: RS Sports Timing



2 - BMCRC - MRO CHAMPIONSHIPS 2008

DYNA PRO MRO SUPERSPORT 600

DONINGTON PARK NATIONAL 1.957 Miles

QUALIFYING

22/03/2008 11:19

Qualify

Lap	Lap Tm	Diff	Time of Day
(59) Rob Hoyles			
1	-:--		11:30:02.139
2	1:28.369	+3.730	11:31:30.508
3	1:24.639	-	11:32:55.147
(87) Billy Mellor			
1	-:--		11:27:06.442
2	1:30.938	+5.544	11:28:37.380
3	1:25.731	+0.337	11:30:03.111
4	1:25.394	-	11:31:28.505
5	1:25.791	+0.397	11:32:54.296
(18) Liam Lyon			
1	-:--		11:21:31.348
2	1:32.133	+6.596	11:23:03.481
3	1:32.086	+6.549	11:24:35.567
4	1:26.959	+1.422	11:26:02.526
5	1:26.390	+0.853	11:27:28.916
6	1:25.537	-	11:28:54.453
7	1:40.788	+15.251	11:30:35.241
(40) David Shelvey			
1	-:--		11:21:42.989
2	1:33.939	+7.789	11:23:16.928
3	1:35.482	+9.332	11:24:52.410
4	1:33.179	+7.029	11:26:25.589
5	1:31.265	+5.115	11:27:56.854
6	1:29.202	+3.052	11:29:26.056
7	1:28.169	+2.019	11:30:54.225
8	1:26.150	-	11:32:20.375
(81) Paul King			
1	-:--		11:23:59.611
2	1:38.318	+12.145	11:25:37.929
3	1:33.929	+7.756	11:27:11.858
4	1:37.743	+11.570	11:28:49.601
5	1:28.646	+2.473	11:30:18.247
6	1:26.408	+0.235	11:31:44.655
7	1:26.173	-	11:33:10.828
(36) Anthony Kennaway			
1	-:--		11:21:21.165
2	1:41.704	+15.506	11:23:02.869
3	1:38.799	+12.601	11:24:41.668
4	1:33.747	+7.549	11:26:15.415
5	1:42.514	+16.316	11:27:57.929
6	2:16.454	+50.256	11:30:14.383
7	1:27.349	+1.151	11:31:41.732
8	1:26.198	-	11:33:07.930
(3) Mark Cringle			
1	-:--		11:23:22.054
2	1:42.752	+16.461	11:25:04.806
3	1:35.034	+8.743	11:26:39.840
4	1:33.271	+6.980	11:28:13.111
5	1:34.489	+8.198	11:29:47.600
6	1:27.463	+1.172	11:31:15.063
7	1:26.291	-	11:32:41.354
(48) Chase Collyer			
1	-:--		11:21:27.616
2	1:48.899	+22.107	11:23:16.515
3	1:44.163	+17.371	11:25:00.678
4	1:38.474	+11.682	11:26:39.152
5	1:34.194	+7.402	11:28:13.346

Lap	Lap Tm	Diff	Time of Day
6	1:35.296	+8.504	11:29:48.642
7	1:27.134	+0.342	11:31:15.776
8	1:26.792	-	11:32:42.568
(55) Steven Smith			
1	-:--		11:23:07.307
2	1:55.980	+26.854	11:25:03.287
3	1:41.774	+12.648	11:26:45.061
4	1:37.723	+8.597	11:28:22.784
5	1:33.359	+4.233	11:29:56.143
6	1:30.663	+1.537	11:31:26.806
7	1:29.126	-	11:32:55.932
(53) Andy Lawrence			
1	-:--		11:28:36.087
2	1:31.701	+2.206	11:30:07.788
3	1:30.151	+0.656	11:31:37.939
4	1:29.495	-	11:33:07.434
(60) Tim Venables			
1	-:--		11:21:28.986
2	1:45.934	+15.933	11:23:14.920
3	1:39.710	+9.709	11:24:54.630
4	1:34.158	+4.157	11:26:28.788
5	1:34.008	+4.007	11:28:02.796
6	1:32.128	+2.127	11:29:34.924
7	1:30.001	-	11:31:04.925
(15) Casper Tham			
1	-:--		11:22:06.578
2	1:49.586	+19.321	11:23:56.164
3	1:34.502	+4.237	11:25:30.666
4	1:31.205	+0.940	11:27:01.871
5	1:33.672	+3.407	11:28:35.543
6	1:30.265	-	11:30:05.808
7	1:38.121	+7.856	11:31:43.929
(61) Paul Welch			
1	-:--		11:22:05.945
2	1:49.561	+19.062	11:23:55.506
3	1:38.082	+7.583	11:25:33.588
4	1:37.203	+6.704	11:27:10.791
5	1:38.929	+8.430	11:28:49.720
6	1:33.969	+3.470	11:30:23.689
7	1:32.191	+1.692	11:31:55.880
8	1:30.499	-	11:33:26.379
(63) Derek Pickett			
1	-:--		11:21:05.331
2	1:40.004	+9.488	11:22:45.335
3	1:37.841	+7.325	11:24:23.176
4	1:36.509	+5.993	11:25:59.685
5	1:33.707	+3.191	11:27:33.392
6	1:32.311	+1.795	11:29:05.703
7	1:33.464	+2.948	11:30:39.167
8	1:30.516	-	11:32:09.683
(73) Sarah Jordan			
1	-:--		11:22:29.095
2	1:43.392	+12.607	11:24:12.487
3	1:38.490	+7.705	11:25:50.977
4	1:35.024	+4.239	11:27:26.001
5	1:32.901	+2.116	11:28:58.902
6	1:31.893	+1.108	11:30:30.795
7	1:30.785	-	11:32:01.580
8	1:39.661	+8.876	11:33:41.241

Lap	Lap Tm	Diff	Time of Day
(26) James Wainwright			
1	-:--		11:22:27.377
2	1:40.637	+8.953	11:24:08.014
3	1:36.898	+5.214	11:25:44.912
4	1:36.939	+5.255	11:27:21.851
5	1:34.527	+2.843	11:28:56.378
6	1:33.026	+1.342	11:30:29.404
7	1:31.684	-	11:32:01.088
8	1:32.123	+0.439	11:33:33.211
(37) Danny Carpenter			
1	-:--		11:21:52.398
2	1:50.691	+17.312	11:23:43.089
3	1:46.875	+13.496	11:25:29.964
4	1:39.941	+6.562	11:27:09.905
5	1:39.319	+5.940	11:28:49.224
6	1:36.847	+3.468	11:30:26.071
7	1:34.750	+1.371	11:32:00.821
8	1:33.379	-	11:33:34.200
(49) Mark Grover			
1	-:--		11:24:43.857
2	1:37.203	+3.221	11:26:21.060
3	1:36.177	+2.195	11:27:57.237
4	1:35.317	+1.335	11:29:32.554
5	1:33.982	-	11:31:06.536
6	1:34.468	+0.486	11:32:41.004
(47) Sean Chaston			
1	-:--		11:23:07.937
2	1:50.520	+16.138	11:24:58.457
3	1:43.827	+9.445	11:26:42.284
4	1:43.333	+8.951	11:28:25.617
5	1:40.085	+5.703	11:30:05.702
6	1:35.918	+1.536	11:31:41.620
7	1:34.382	-	11:33:16.002
(44) Emmett Burke			
1	-:--		11:21:49.855
2	1:40.708	+6.268	11:23:30.563
3	1:43.958	+9.518	11:25:14.521
4	1:37.794	+3.354	11:26:52.315
5	1:39.284	+4.844	11:28:31.599
6	1:36.030	+1.590	11:30:07.629
7	1:34.917	+0.477	11:31:42.546
8	1:34.440	-	11:33:16.986
(8) Paul Smyth			
1	-:--		11:22:28.903
2	1:52.578	+17.913	11:24:21.481
3	1:43.001	+8.336	11:26:04.482
4	1:38.899	+4.234	11:27:43.381
5	1:38.035	+3.370	11:29:21.416
6	1:36.553	+1.888	11:30:57.969
7	1:34.665	-	11:32:32.634
(50) Michael Elliott			
1	-:--		11:21:14.261
2	1:49.091	+13.238	11:23:03.352
3	1:42.255	+6.402	11:24:45.607
4	1:41.704	+5.851	11:26:27.311
5	1:43.097	+7.244	11:28:10.408
6	1:41.658	+5.805	11:29:52.066
7	1:38.577	+2.724	11:31:30.643
8	1:35.853	-	11:33:06.496

Chief Timekeeper

Orbits 4



www.amb-it.com
www.mylaps.com

Licensed to: RS Sports Timing



2 - BMCRC - MRO CHAMPIONSHIPS 2008

DYNA PRO MRO SUPERSPORT 600

DONINGTON PARK NATIONAL 1.957 Miles

QUALIFYING

22/03/2008 11:19

Qualify

Lap	Lap Tm	Diff	Time of Day
(35) Thomas Dean			
1	-:--	-	11:21:57.088
2	1:36.263	-	11:23:33.351

(75) Alan Lau			
1	-:--	-	11:21:12.637
2	1:41.189	+3.580	11:22:53.826
3	1:46.790	+9.181	11:24:40.616
4	1:37.609	-	11:26:18.225

(11) Suham Zaki			
1	-:--	-	11:21:04.674
2	1:39.717	-	11:22:44.391
3	1:43.728	+4.011	11:24:28.119
4	1:43.925	+4.208	11:26:12.044
5	1:44.869	+5.152	11:27:56.913
6	1:51.812	+12.095	11:29:48.725

(54) Robert Hollingsbee			
1	-:--	-	11:26:35.921
2	1:42.353	+2.496	11:28:18.274
3	1:39.857	-	11:29:58.131
4	1:44.454	+4.597	11:31:42.585

(16) Martin Booker			
1	-:--	-	11:21:21.130
2	1:55.772	+11.598	11:23:16.902
3	2:00.956	+16.782	11:25:17.858
4	1:51.979	+7.805	11:27:09.837
5	1:51.914	+7.740	11:29:01.751
6	1:46.807	+2.633	11:30:48.558
7	1:44.174	-	11:32:32.732

(64) Steve De La Cour			
1	-:--	-	11:21:44.660
2	2:21.940	-	11:24:06.600
3	8:48.527	+6:26.587	11:32:55.127

Chief Timekeeper

Orbits 4



www.amb-it.com
www.mylaps.com

Licensed to: RS Sports Timing



2 - BMCRC - MRO CHAMPIONSHIPS 2008

Sorted on Laps

DYNA PRO MRO SUPERSPORT 600

DONINGTON PARK NATIONAL 1.957 Miles

RACE 6

22/03/2008 15:36

Race (6 Laps)

Pos	No.	Name	Bike	Laps	Total Tm	Diff	Avg. Speed	Best Tm	In Lap	Best Spd	Sponsor
1	18	Liam Lyon	Yamaha R6 600	6	7:40.317	-	91.845	1:15.535	2	93.285	
2	3	Mark Cringle	Triumph 675	6	7:43.714	+3.397	91.172	1:15.454	3	93.385	Cringle Racing Ltd
3	59	Rob Hoyles	Yamaha R6 600	6	7:43.810	+3.493	91.153	1:16.538	4	92.063	robhoyles.com
4	87	Billy Mellor	Suzuki GSXR 600	6	7:45.502	+5.185	90.822	1:15.594	6	93.212	Form-IT Construction
5	55	Steven Smith	Triumph 675	6	7:52.582	+12.265	89.461	1:17.710	4	90.674	
6	40	David Shelvey	Suzuki GSXR 600	6	7:57.323	+17.006	88.572	1:17.902	6	90.451	
7	60	Tim Venables	Yamaha R6 600	6	7:58.196	+17.879	88.411	1:18.577	5	89.674	T Turner
8	81	Paul King	Yamaha R6 600	6	7:59.161	+18.844	88.233	1:18.597	4	89.651	
9	8	Paul Smyth	Triumph 675	6	7:59.595	+19.278	88.153	1:17.259	6	91.203	
10	36	Anthony Kennaway	Yamaha R6 600	6	8:06.099	+25.782	86.973	1:19.597	2	88.524	
11	35	Thomas Dean	Yamaha R6 600	6	8:10.859	+30.542	86.130	1:17.382	6	91.058	Castrol
12	15	Casper Tham	Yamaha R6 600	6	8:11.803	+31.486	85.965	1:20.908	3	87.090	
13	63	Derek Pickett	Yamaha R6 600	6	8:14.080	+33.763	85.568	1:20.050	6	88.023	SAC Racing
14	73	Sarah Jordan	Suzuki GSXR 600	6	8:16.488	+36.171	85.153	1:21.335	6	86.633	
15	53	Andy Lawrence	Honda CBR 600	6	8:17.937	+37.620	84.906	1:20.238	5	87.817	ABC Tyres
16	61	Paul Welch	Yamaha R6 600	6	8:25.070	+44.753	83.707	1:22.164	6	85.759	Dalco
17	44	Emmett Burke	Honda CBR 600	6	8:26.985	+46.668	83.390	1:22.547	3	85.361	
18	85	Ben Clark	Honda CBR 600	6	8:27.518	+47.201	83.303	1:22.262	3	85.657	
19	50	Michael Elliott	Yamaha R6 600	6	8:29.098	+48.781	83.044	1:22.233	6	85.687	
20	75	Alan Lau	Suzuki GSXR 600	6	8:29.101	+48.784	83.044	1:23.500	5	84.387	
21	49	Mark Grover	Suzuki GSXR 600	6	8:29.908	+49.591	82.912	1:23.168	5	84.723	
22	97	Gareth Keevil	Honda CBR 600	6	8:36.247	+55.930	81.894	1:24.291	5	83.595	G Keevil Ltd
23	54	Robert Hollingsbee	Yamaha R6 600	6	8:36.572	+56.255	81.843	1:23.960	6	83.924	Trulloholidays.com
24	47	Sean Chaston	Honda CBR 600	6	8:39.791	+59.474	81.336	1:24.450	5	83.437	Hyside M/C's
25	11	Suham Zaki	Yamaha R6 600	6	8:43.654	+1:03.337	80.736	1:23.720	6	84.165	
26	48	Chase Collyer	Yamaha R6 600	6	8:47.817	+1:07.500	80.099	1:18.843	4	89.371	Mike Smith Tuning
27	37	Danny Carpenter	Honda CBR 600	6	8:50.797	+1:10.480	79.649	1:24.689	3	83.202	LRC Haulage
28	16	Martin Booker	Yamaha R6 600	6	9:09.661	+1:29.344	76.916	1:29.822	2	78.447	
29	64	Steve De La Cour	Kawasaki ZXR 600	5	7:44.080	1 Lap	75.917	1:30.713	4	77.677	

Not classified

DNF	26	James Wainwright	Triumph 675	3	4:14.688	-	82.999	1:21.557	2	86.397	
-----	----	------------------	-------------	---	----------	---	--------	----------	---	--------	--

Margin of Victory	Avg. Speed	Best Lap Tm	Best Spd	Best Lap by
+3.397	91.845	1:15.454	93.385	[3] Mark Cringle

Chief Timekeeper

Orbits 4



www.amb-it.com
www.mylaps.com



Licensed to: RS Sports Timing



2 - BMCRC - MRO CHAMPIONSHIPS 2008

Lapchart


DYNA PRO MRO SUPERSPORT 600

DONINGTON PARK NATIONAL 1.957 Miles

RACE 6

22/03/2008 15:36

Race (6 Laps)



Competitors	Laps					
	1	2	3	4	5	6
Rob Hoyles (59)	1	59	18	18	18	18
Liam Lyon (18)	2	18	59	59	3	3
David Shelvey (40)	3	40	3	3	59	59
Mark Cringle (3)	4	3	55	87	87	87
Steven Smith (55)	5	55	87	55	55	55
Tim Venables (60)	6	60	60	60	60	40
Paul King (81)	7	81	81	81	81	40
Billy Mellor (87)	8	87	40	40	40	81
Casper Tham (15)	9	15	36	36	8	8
Anthony Kennaway (36)	10	36	15	8	36	36
James Wainwright (26)	11	26	8	15	15	35
Paul Smyth (8)	12	8	26	63	63	35
Derek Pickett (63)	13	63	63	73	73	63
Sarah Jordan (73)	14	73	73	26	35	73
Paul Welch (61)	15	61	61	35	53	53
Alan Lau (75)	16	75	75	53	61	61
Mark Grover (49)	17	49	53	61	85	85
Danny Carpenter (37)	18	37	49	75	75	50
Gareth Keevil (97)	19	97	35	85	49	49
Suham Zaki (11)	20	11	85	49	50	49
Michael Elliott (50)	21	50	37	50	37	97
Ben Clark (85)	22	85	50	37	97	37
Andy Lawrence (53)	23	53	97	97	54	47
Robert Hollingsbee (54)	24	54	11	54	47	11
Thomas Dean (35)	25	35	54	47	11	48
Sean Chaston (47)	26	47	47	11	16	48
Martin Booker (16)	27	16	16	16	48	16
Steve De La Cour (64)	28	64	64	64	64	64
Chase Collyer (48)	29	48	48	48	44	44
Emmett Burke (44)	30	44	44	44		

Chief Timekeeper

Orbits 4



www.amb-it.com
www.mylaps.com

Licensed to: RS Sports Timing



2 - BMCRC - MRO CHAMPIONSHIPS 2008

DYNA PRO MRO SUPERSPORT 600

DONINGTON PARK NATIONAL 1.957 Miles

RACE 6

22/03/2008 15:36

Race (6 Laps)

Lap	Lap Tm	Diff	Time of Day
(18) Liam Lyon			
1	-:--	-	15:36:35.645
2	1:15.535	-	15:37:51.180
3	1:16.695	+1.160	15:39:07.875
4	1:16.605	+1.070	15:40:24.480
5	1:15.546	+0.011	15:41:40.026
6	1:15.625	+0.090	15:42:55.651
(3) Mark Cringle			
1	-:--	-	15:36:37.549
2	1:17.101	+1.647	15:37:54.650
3	1:15.454	-	15:39:10.104
4	1:15.976	+0.522	15:40:26.080
5	1:16.242	+0.788	15:41:42.322
6	1:16.726	+1.272	15:42:59.048
(59) Rob Hoyles			
1	-:--	-	15:36:35.517
2	1:16.974	+0.436	15:37:52.491
3	1:16.813	+0.275	15:39:09.304
4	1:16.538	-	15:40:25.842
5	1:16.738	+0.200	15:41:42.580
6	1:16.564	+0.026	15:42:59.144
(87) Billy Mellor			
1	-:--	-	15:36:40.018
2	1:16.925	+1.331	15:37:56.943
3	1:16.413	+0.819	15:39:13.356
4	1:16.089	+0.495	15:40:29.445
5	1:15.797	+0.203	15:41:45.242
6	1:15.594	-	15:43:00.836
(55) Steven Smith			
1	-:--	-	15:36:37.930
2	1:17.740	+0.030	15:37:55.670
3	1:18.264	+0.554	15:39:13.934
4	1:17.710	-	15:40:31.644
5	1:18.002	+0.292	15:41:49.646
6	1:18.270	+0.560	15:43:07.916
(40) David Shelvey			
1	-:--	-	15:36:37.231
2	1:21.790	+3.888	15:37:59.021
3	1:18.214	+0.312	15:39:17.235
4	1:18.608	+0.706	15:40:35.843
5	1:18.912	+1.010	15:41:54.755
6	1:17.902	-	15:43:12.657
(60) Tim Venables			
1	-:--	-	15:36:38.659
2	1:18.974	+0.397	15:37:57.633
3	1:18.942	+0.365	15:39:16.575
4	1:18.672	+0.095	15:40:35.247
5	1:18.577	-	15:41:53.824
6	1:19.706	+1.129	15:43:13.530
(81) Paul King			
1	-:--	-	15:36:39.581
2	1:18.943	+0.346	15:37:58.524
3	1:18.612	+0.015	15:39:17.136
4	1:18.597	-	15:40:35.733
5	1:19.337	+0.740	15:41:55.070
6	1:19.425	+0.828	15:43:14.495
(8) Paul Smyth			

Lap	Lap Tm	Diff	Time of Day
1	-:--	-	15:36:43.165
2	1:18.999	+1.740	15:38:02.164
3	1:18.911	+1.652	15:39:21.075
4	1:18.669	+1.410	15:40:39.744
5	1:17.926	+0.667	15:41:57.670
6	1:17.259	-	15:43:14.929
(36) Anthony Kennaway			
1	-:--	-	15:36:41.015
2	1:19.597	-	15:38:00.612
3	1:20.416	+0.819	15:39:21.028
4	1:20.514	+0.917	15:40:41.542
5	1:20.010	+0.413	15:42:01.552
6	1:19.881	+0.284	15:43:21.433
(35) Thomas Dean			
1	-:--	-	15:36:48.759
2	1:22.455	+5.073	15:38:11.214
3	1:20.111	+2.729	15:39:31.325
4	1:18.771	+1.389	15:40:50.096
5	1:18.715	+1.333	15:42:08.811
6	1:17.382	-	15:43:26.193
(15) Casper Tham			
1	-:--	-	15:36:40.958
2	1:21.160	+0.252	15:38:02.118
3	1:20.908	-	15:39:23.026
4	1:21.253	+0.345	15:40:44.279
5	1:21.440	+0.532	15:42:05.719
6	1:21.418	+0.510	15:43:27.137
(63) Derek Pickett			
1	-:--	-	15:36:43.422
2	1:21.415	+1.365	15:38:04.837
3	1:21.808	+1.758	15:39:26.645
4	1:21.100	+1.050	15:40:47.745
5	1:21.619	+1.569	15:42:09.364
6	1:20.050	-	15:43:29.414
(73) Sarah Jordan			
1	-:--	-	15:36:43.774
2	1:21.755	+0.420	15:38:05.529
3	1:21.911	+0.576	15:39:27.440
4	1:21.601	+0.266	15:40:49.041
5	1:21.446	+0.111	15:42:10.487
6	1:21.335	-	15:43:31.822
(53) Andy Lawrence			
1	-:--	-	15:36:48.187
2	1:21.966	+1.728	15:38:10.153
3	1:21.536	+1.298	15:39:31.689
4	1:20.625	+0.387	15:40:52.314
5	1:20.238	-	15:42:12.552
6	1:20.719	+0.481	15:43:33.271
(61) Paul Welch			
1	-:--	-	15:36:45.044
2	1:24.287	+2.123	15:38:09.331
3	1:23.713	+1.549	15:39:33.044
4	1:22.661	+0.497	15:40:55.705
5	1:22.535	+0.371	15:42:18.240
6	1:22.164	-	15:43:40.404
(44) Emmett Burke			
1	-:--	-	15:38:09.631
2	1:23.313	+0.766	15:39:32.944

Lap	Lap Tm	Diff	Time of Day
3	1:22.547	-	15:40:55.491
4	1:22.906	+0.359	15:42:18.397
5	1:23.922	+1.375	15:43:42.319
(85) Ben Clark			
1	-:--	-	15:36:47.761
2	1:23.950	+1.688	15:38:11.711
3	1:22.262	-	15:39:33.973
4	1:22.584	+0.322	15:40:56.557
5	1:22.892	+0.630	15:42:19.449
6	1:23.403	+1.141	15:43:42.852
(50) Michael Elliott			
1	-:--	-	15:36:47.389
2	1:24.868	+2.635	15:38:12.257
3	1:23.433	+1.200	15:39:35.690
4	1:23.265	+1.032	15:40:58.955
5	1:23.244	+1.011	15:42:22.199
6	1:22.233	-	15:43:44.432
(75) Alan Lau			
1	-:--	-	15:36:45.739
2	1:24.391	+0.891	15:38:10.130
3	1:23.504	+0.004	15:39:33.634
4	1:23.580	+0.080	15:40:57.214
5	1:23.500	-	15:42:20.714
6	1:23.721	+0.221	15:43:44.435
(49) Mark Grover			
1	-:--	-	15:36:46.186
2	1:24.825	+1.657	15:38:11.011
3	1:23.827	+0.659	15:39:34.838
4	1:23.404	+0.236	15:40:58.242
5	1:23.168	-	15:42:21.410
6	1:23.832	+0.664	15:43:45.242
(97) Gareth Keevil			
1	-:--	-	15:36:46.809
2	1:25.785	+1.494	15:38:12.594
3	1:24.858	+0.567	15:39:37.452
4	1:24.759	+0.468	15:41:02.211
5	1:24.291	-	15:42:26.502
6	1:25.079	+0.788	15:43:51.581
(54) Robert Hollingsbee			
1	-:--	-	15:36:48.720
2	1:24.401	+0.441	15:38:13.121
3	1:25.177	+1.217	15:39:38.298
4	1:25.323	+1.363	15:41:03.621
5	1:24.325	+0.365	15:42:27.946
6	1:23.960	-	15:43:51.906
(47) Sean Chaston			
1	-:--	-	15:36:49.264
2	1:24.786	+0.336	15:38:14.050
3	1:24.659	+0.209	15:39:38.709
4	1:25.952	+1.502	15:41:04.661
5	1:24.450	-	15:42:29.111
6	1:26.014	+1.564	15:43:55.125
(11) Suham Zaki			
1	-:--	-	15:36:46.996
2	1:25.692	+1.972	15:38:12.688
3	1:33.004	+9.284	15:39:45.692
4	1:25.662	+1.942	15:41:11.354
5	1:23.914	+0.194	15:42:35.268

Chief Timekeeper

Orbits 4



www.amb-it.com
www.mylaps.com

Licensed to: RS Sports Timing



2 - BMCRC - MRO CHAMPIONSHIPS 2008

DYNA PRO MRO SUPERSPORT 600

DONINGTON PARK NATIONAL 1.957 Miles

RACE 6

22/03/2008 15:36

Race (6 Laps)

Lap	Lap Tm	Diff	Time of Day
6	<u>1:23.720</u>	-	15:43:58.988

(48) Chase Collyer

1	-:---		15:37:22.958
2	<u>1:21.836</u>	+2.993	15:38:44.794
3	<u>1:20.233</u>	+1.390	15:40:05.027
4	<u>1:18.843</u>	-	15:41:23.870
5	<u>1:20.231</u>	+1.388	15:42:44.101
6	<u>1:19.050</u>	+0.207	15:44:03.151

(37) Danny Carpenter

1	-:---		15:36:46.413
2	<u>1:25.832</u>	+1.143	15:38:12.245
3	<u>1:24.689</u>	-	15:39:36.934
4	<u>1:24.998</u>	+0.309	15:41:01.932
5	<u>1:25.671</u>	+0.982	15:42:27.603
6	<u>1:38.528</u>	+13.839	15:44:06.131

(16) Martin Booker

1	-:---		15:36:51.755
2	<u>1:29.822</u>	-	15:38:21.577
3	<u>1:30.701</u>	+0.879	15:39:52.278
4	<u>1:30.849</u>	+1.027	15:41:23.127
5	<u>1:31.401</u>	+1.579	15:42:54.528
6	<u>1:30.467</u>	+0.645	15:44:24.995

(64) Steve De La Cour

1	-:---		15:36:54.601
2	<u>1:31.731</u>	+1.018	15:38:26.332
3	<u>1:30.879</u>	+0.166	15:39:57.211
4	<u>1:30.713</u>	-	15:41:27.924
5	<u>1:31.490</u>	+0.777	15:42:59.414

(26) James Wainwright

1	-:---		15:36:41.848
2	<u>1:21.557</u>	-	15:38:03.405
3	<u>1:26.617</u>	+5.060	15:39:30.022

Lap	Lap Tm	Diff	Time of Day

Lap	Lap Tm	Diff	Time of Day

Chief Timekeeper

Orbits 4



www.amb-it.com
www.mylaps.com

Licensed to: RS Sports Timing



2 - BMCRC - MRO CHAMPIONSHIPS 2008

Sorted on Laps

DYNA PRO MRO SUPERSPORT 600

DONINGTON PARK NATIONAL 1.957 Miles

RACE 13

22/03/2008 18:00

Race (6 Laps)

Pos	No.	Name	Bike	Laps	Total Tm	Diff	Avg. Speed	Best Tm	In Lap	Best Spd	Sponsor
1	18	Liam Lyon	Yamaha R6 600	6	7:43.930	-	91.129	1:15.701	4	93.080	
2	3	Mark Cringle	Triumph 675	6	7:43.943	+0.013	91.127	1:15.822	4	92.932	Cringle Racing Ltd
3	48	Chase Collyer	Yamaha R6 600	6	7:54.361	+10.431	89.126	1:17.621	6	90.778	Mike Smith Tuning
4	35	Thomas Dean	Yamaha R6 600	6	7:55.421	+11.491	88.927	1:17.201	5	91.272	Castrol
5	8	Paul Smyth	Triumph 675	6	7:55.615	+11.685	88.891	1:17.695	5	90.692	
6	40	David Shelvey	Suzuki GSXR 600	6	7:57.083	+13.153	88.617	1:18.210	5	90.094	
7	81	Paul King	Yamaha R6 600	6	8:04.884	+20.954	87.191	1:19.395	4	88.750	
8	53	Andy Lawrence	Honda CBR 600	6	8:12.249	+28.319	85.887	1:20.429	4	87.609	ABC Tyres
9	15	Casper Tham	Yamaha R6 600	6	8:12.589	+28.659	85.827	1:19.924	4	88.162	
10	36	Anthony Kennaway	Yamaha R6 600	6	8:12.937	+29.007	85.767	1:20.011	4	88.066	
11	63	Derek Pickett	Yamaha R6 600	6	8:19.195	+35.265	84.692	1:21.401	6	86.563	SAC Racing
12	61	Paul Welch	Yamaha R6 600	6	8:19.411	+35.481	84.655	1:20.885	6	87.115	Dalco
13	73	Sarah Jordan	Suzuki GSXR 600	6	8:26.754	+42.824	83.428	1:23.237	5	84.653	
14	44	Emmett Burke	Honda CBR 600	6	8:33.377	+49.447	82.352	1:24.218	6	83.667	
15	26	James Wainwright	Triumph 675	6	8:33.690	+49.760	82.302	1:23.071	6	84.822	
16	50	Michael Elliott	Yamaha R6 600	6	8:33.870	+49.940	82.273	1:23.078	6	84.815	
17	37	Danny Carpenter	Honda CBR 600	6	8:34.478	+50.548	82.176	1:23.331	6	84.558	LRC Haulage
18	85	Ben Clark	Honda CBR 600	6	8:35.799	+51.869	81.965	1:22.941	6	84.955	
19	49	Mark Grover	Suzuki GSXR 600	6	8:37.142	+53.212	81.753	1:23.871	6	84.013	
20	54	Robert Hollingsbee	Yamaha R6 600	6	8:38.070	+54.140	81.606	1:24.056	6	83.828	Trulloholidays.com
21	11	Suham Zaki	Yamaha R6 600	6	8:39.045	+55.115	81.453	1:24.295	4	83.591	
22	75	Alan Lau	Suzuki GSXR 600	6	8:39.126	+55.196	81.440	1:25.087	3	82.813	
23	97	Gareth Keevil	Honda CBR 600	6	8:39.264	+55.334	81.418	1:24.946	3	82.950	G Keevil Ltd
24	16	Martin Booker	Yamaha R6 600	5	7:59.053	1 Lap	73.544	1:33.779	4	75.137	
25	64	Steve De La Cour	Kawasaki ZXR 600	5	8:05.770	+6.717	72.527	1:34.261	4	74.753	

Not classified

DNF	47	Sean Chaston	Honda CBR 600	5	7:31.547	-	78.024	1:26.331	3	81.619	Hyside M/C's
DNF	60	Tim Venables	Yamaha R6 600	4	5:19.261	-	88.282	1:17.653	3	90.741	T Turner
DNF	55	Steven Smith	Triumph 675	4	5:44.984	-	81.700	1:23.509	3	84.377	
DNF	59	Rob Hoyles	Yamaha R6 600	0	-:--	-	-	-:--	0	-	robhoyles.com
DNF	87	Billy Mellor	Suzuki GSXR 600	0	-:--	-	-	-:--	0	-	Form-IT Construction

Margin of Victory	Avg. Speed	Best Lap Tm	Best Spd	Best Lap by
+0.013	91.129	1:15.701	93.080	[18] Liam Lyon

Chief Timekeeper

Orbits 4



www.amb-it.com
www.mylaps.com



Licensed to: RS Sports Timing



2 - BMCRC - MRO CHAMPIONSHIPS 2008

Lapchart


DYNA PRO MRO SUPERSPORT 600

DONINGTON PARK NATIONAL 1.957 Miles

RACE 13

22/03/2008 18:00

Race (6 Laps)



Competitors	Laps					
	1	2	3	4	5	6
Mark Cringle (3)	1	3	3	3	3	18
Liam Lyon (18)	2	18	18	18	18	3
Chase Collyer (48)	3	48	48	48	35	48
David Shelvey (40)	4	40	60	60	48	35
Tim Venables (60)	5	60	40	8	35	8
Paul Smyth (8)	6	8	8	35	8	40
Thomas Dean (35)	7	35	35	40	40	81
Paul King (81)	8	81	81	81	81	53
Andy Lawrence (53)	9	53	53	53	53	15
Casper Tham (15)	10	15	15	15	15	36
Anthony Kennaway (36)	11	36	36	36	36	63
Steven Smith (55)	12	55	63	63	63	61
Derek Pickett (63)	13	63	61	61	61	73
Paul Welch (61)	14	61	55	55	73	44
Sarah Jordan (73)	15	73	73	73	44	26
James Wainwright (26)	16	26	44	44	55	50
Emmett Burke (44)	17	44	26	26	26	37
Alan Lau (75)	18	75	50	50	50	85
Michael Elliott (50)	19	50	75	75	37	75
Gareth Keevil (97)	20	97	97	37	75	49
Mark Grover (49)	21	49	37	97	97	11
Danny Carpenter (37)	22	37	49	49	85	54
Suham Zaki (11)	23	11	85	85	49	11
Robert Hollingsbee (54)	24	54	54	54	54	47
Ben Clark (85)	25	85	11	11	11	16
Sean Chaston (47)	26	47	47	47	47	64
Martin Booker (16)	27	16	16	16	16	
Steve De La Cour (64)	28	64	64	64	64	
-	29					
-	30					

Chief Timekeeper

Orbits 4



www.amb-it.com
www.mylaps.com

Licensed to: RS Sports Timing



2 - BMCRC - MRO CHAMPIONSHIPS 2008

DYNA PRO MRO SUPERSPORT 600

DONINGTON PARK NATIONAL 1.957 Miles

RACE 13

22/03/2008 18:00

Race (6 Laps)

Lap	Lap Tm	Diff	Time of Day
(18) Liam Lyon			
1	-:--		18:01:14.788
2	1:16.917	+1.216	18:02:31.705
3	1:15.942	+0.241	18:03:47.647
4	1:15.701	-	18:05:03.348
5	1:16.167	+0.466	18:06:19.515
6	1:17.092	+1.391	18:07:36.607
(3) Mark Cringle			
1	-:--		18:01:13.027
2	1:17.034	+1.212	18:02:30.061
3	1:16.472	+0.650	18:03:46.533
4	1:15.822	-	18:05:02.355
5	1:16.435	+0.613	18:06:18.790
6	1:17.830	+2.008	18:07:36.620
(48) Chase Collyer			
1	-:--		18:01:15.001
2	1:18.806	+1.185	18:02:33.807
3	1:18.741	+1.120	18:03:52.548
4	1:18.875	+1.254	18:05:11.423
5	1:17.994	+0.373	18:06:29.417
6	1:17.621	-	18:07:47.038
(35) Thomas Dean			
1	-:--		18:01:17.970
2	1:18.337	+1.136	18:02:36.307
3	1:18.356	+1.155	18:03:54.663
4	1:17.405	+0.204	18:05:12.068
5	1:17.201	-	18:06:29.269
6	1:18.829	+1.628	18:07:48.098
(8) Paul Smyth			
1	-:--		18:01:17.655
2	1:18.408	+0.713	18:02:36.063
3	1:18.464	+0.769	18:03:54.527
4	1:17.936	+0.241	18:05:12.463
5	1:17.695	-	18:06:30.158
6	1:18.134	+0.439	18:07:48.292
(40) David Shelvey			
1	-:--		18:01:16.508
2	1:19.357	+1.147	18:02:35.865
3	1:18.914	+0.704	18:03:54.779
4	1:18.496	+0.286	18:05:13.275
5	1:18.210	-	18:06:31.485
6	1:18.275	+0.065	18:07:49.760
(81) Paul King			
1	-:--		18:01:18.209
2	1:19.885	+0.490	18:02:38.094
3	1:19.837	+0.442	18:03:57.931
4	1:19.395	-	18:05:17.326
5	1:20.028	+0.633	18:06:37.354
6	1:20.207	+0.812	18:07:57.561
(53) Andy Lawrence			
1	-:--		18:01:19.818
2	1:21.510	+1.081	18:02:41.328
3	1:21.342	+0.913	18:04:02.670
4	1:20.429	-	18:05:23.099
5	1:20.545	+0.116	18:06:43.644
6	1:21.282	+0.853	18:08:04.926
(15) Casper Tham			

Lap	Lap Tm	Diff	Time of Day
1	-:--		18:01:20.561
2	1:22.403	+2.479	18:02:42.964
3	1:20.803	+0.879	18:04:03.767
4	1:19.924	-	18:05:23.691
5	1:20.525	+0.601	18:06:44.216
6	1:21.050	+1.126	18:08:05.266
(36) Anthony Kennaway			
1	-:--		18:01:20.691
2	1:22.912	+2.901	18:02:43.603
3	1:20.795	+0.784	18:04:04.398
4	1:20.011	-	18:05:24.409
5	1:20.345	+0.334	18:06:44.754
6	1:20.860	+0.849	18:08:05.614
(63) Derek Pickett			
1	-:--		18:01:21.015
2	1:23.358	+1.957	18:02:44.373
3	1:21.881	+0.480	18:04:06.254
4	1:21.765	+0.364	18:05:28.019
5	1:22.452	+1.051	18:06:50.471
6	1:21.401	-	18:08:11.872
(61) Paul Welch			
1	-:--		18:01:21.263
2	1:23.723	+2.838	18:02:44.986
3	1:21.939	+1.054	18:04:06.925
4	1:21.861	+0.976	18:05:28.786
5	1:22.417	+1.532	18:06:51.203
6	1:20.885	-	18:08:12.088
(73) Sarah Jordan			
1	-:--		18:01:21.908
2	1:23.730	+0.493	18:02:45.638
3	1:23.642	+0.405	18:04:09.280
4	1:23.298	+0.061	18:05:32.578
5	1:23.237	-	18:06:55.815
6	1:23.616	+0.379	18:08:19.431
(44) Emmett Burke			
1	-:--		18:01:23.593
2	1:24.686	+0.468	18:02:48.279
3	1:24.575	+0.357	18:04:12.854
4	1:24.725	+0.507	18:05:37.579
5	1:24.257	+0.039	18:07:01.836
6	1:24.218	-	18:08:26.054
(26) James Wainwright			
1	-:--		18:01:23.011
2	1:25.810	+2.739	18:02:48.821
3	1:25.065	+1.994	18:04:13.886
4	1:24.740	+1.669	18:05:38.626
5	1:24.670	+1.599	18:07:03.296
6	1:23.071	-	18:08:26.367
(50) Michael Elliott			
1	-:--		18:01:24.769
2	1:24.321	+1.243	18:02:49.090
3	1:25.035	+1.957	18:04:14.125
4	1:24.785	+1.707	18:05:38.910
5	1:24.559	+1.481	18:07:03.469
6	1:23.078	-	18:08:26.547
(37) Danny Carpenter			
1	-:--		18:01:26.147
2	1:25.041	+1.710	18:02:51.188

Lap	Lap Tm	Diff	Time of Day
3	1:23.763	+0.432	18:04:14.951
4	1:24.362	+1.031	18:05:39.313
5	1:24.511	+1.180	18:07:03.824
6	1:23.331	-	18:08:27.155
(85) Ben Clark			
1	-:--		18:01:26.640
2	1:25.690	+2.749	18:02:52.330
3	1:24.320	+1.379	18:04:16.650
4	1:24.518	+1.577	18:05:41.168
5	1:24.367	+1.426	18:07:05.535
6	1:22.941	-	18:08:28.476
(49) Mark Grover			
1	-:--		18:01:25.359
2	1:25.989	+2.118	18:02:51.348
3	1:24.686	+0.815	18:04:16.034
4	1:25.328	+1.457	18:05:41.362
5	1:24.586	+0.715	18:07:05.948
6	1:23.871	-	18:08:29.819
(54) Robert Hollingsbee			
1	-:--		18:01:26.417
2	1:26.121	+2.065	18:02:52.538
3	1:24.980	+0.924	18:04:17.518
4	1:24.177	+0.121	18:05:41.695
5	1:24.996	+0.940	18:07:06.691
6	1:24.056	-	18:08:30.747
(11) Suham Zaki			
1	-:--		18:01:26.300
2	1:26.662	+2.367	18:02:52.962
3	1:25.286	+0.991	18:04:18.248
4	1:24.295	-	18:05:42.543
5	1:24.712	+0.417	18:07:07.255
6	1:24.467	+0.172	18:08:31.722
(75) Alan Lau			
1	-:--		18:01:24.548
2	1:25.240	+0.153	18:02:49.788
3	1:25.087	-	18:04:14.875
4	1:25.557	+0.470	18:05:40.432
5	1:25.336	+0.249	18:07:05.768
6	1:26.035	+0.948	18:08:31.803
(97) Gareth Keevil			
1	-:--		18:01:25.187
2	1:25.524	+0.578	18:02:50.711
3	1:24.946	-	18:04:15.657
4	1:25.152	+0.206	18:05:40.809
5	1:25.657	+0.711	18:07:06.466
6	1:25.475	+0.529	18:08:31.941
(16) Martin Booker			
1	-:--		18:01:33.728
2	1:34.734	+0.955	18:03:08.462
3	1:35.151	+1.372	18:04:43.613
4	1:33.779	-	18:06:17.392
5	1:34.338	+0.559	18:07:51.730
(64) Steve De La Cour			
1	-:--		18:01:34.855
2	1:35.910	+1.649	18:03:10.765
3	1:35.537	+1.276	18:04:46.302
4	1:34.261	-	18:06:20.563
5	1:37.884	+3.623	18:07:58.447

Chief Timekeeper

Orbits 4



www.amb-it.com
www.mylaps.com

Licensed to: RS Sports Timing



2 - BMCRC - MRO CHAMPIONSHIPS 2008

Sorted on Laps

DYNA PRO MRO SUPERSPORT 600

DONINGTON PARK NATIONAL 1.957 Miles

RACE 10

23/03/2008 13:43

Race (9 Laps)

Pos	No.	Name	Bike	Laps	Total Tm	Diff	Avg. Speed	Best Tm	In Lap	Best Spd	Sponsor
1	18	Liam Lyon	Yamaha R6 600	6	7:42.321	-	91.447	1:15.228	5	93.666	
2	48	Chase Collyer	Yamaha R6 600	6	7:42.602	+0.281	91.391	1:15.382	6	93.474	Mike Smith Tuning
3	3	Mark Cringle	Triumph 675	6	7:44.309	+1.988	91.055	1:16.062	6	92.639	Cringle Racing Ltd
4	35	Thomas Dean	Yamaha R6 600	6	7:47.469	+5.148	90.440	1:16.181	6	92.494	Castrol
5	8	Paul Smyth	Triumph 675	6	7:48.980	+6.659	90.148	1:16.583	3	92.008	
6	40	David Shelvey	Suzuki GSXR 600	6	7:51.948	+9.627	89.581	1:16.553	6	92.044	
7	53	Andy Lawrence	Honda CBR 600	6	7:56.625	+14.304	88.702	1:17.850	4	90.511	ABC Tyres
8	63	Derek Pickett	Yamaha R6 600	6	8:07.651	+25.330	86.697	1:19.427	5	88.714	SAC Racing
9	26	James Wainwright	Triumph 675	6	8:07.852	+25.531	86.661	1:20.068	5	88.004	
10	61	Paul Welch	Yamaha R6 600	6	8:10.012	+27.691	86.279	1:19.806	6	88.293	Dalco
11	73	Sarah Jordan	Suzuki GSXR 600	6	8:10.323	+28.002	86.224	1:20.331	5	87.716	
12	54	Robert Hollingsbee	Yamaha R6 600	6	8:14.821	+32.500	85.440	1:20.686	5	87.330	Trulloholidays.com
13	50	Michael Elliott	Yamaha R6 600	6	8:14.876	+32.555	85.431	1:20.441	5	87.596	
14	85	Ben Clark	Honda CBR 600	6	8:17.092	+34.771	85.050	1:21.010	6	86.980	
15	49	Mark Grover	Suzuki GSXR 600	6	8:17.244	+34.923	85.024	1:21.186	5	86.792	
16	97	Gareth Keevil	Honda CBR 600	6	8:18.647	+36.326	84.785	1:20.604	6	87.418	G Keevil Ltd
17	37	Danny Carpenter	Honda CBR 600	6	8:19.277	+36.956	84.678	1:21.151	6	86.829	LRC Haulage
18	44	Emmett Burke	Honda CBR 600	6	8:22.374	+40.053	84.156	1:21.605	6	86.346	
19	47	Sean Chaston	Honda CBR 600	6	8:29.166	+46.845	83.033	1:23.344	5	84.545	Hyside M/C's
20	11	Suham Zaki	Yamaha R6 600	6	8:30.479	+48.158	82.820	1:23.730	4	84.155	
21	75	Alan Lau	Suzuki GSXR 600	6	8:30.486	+48.165	82.818	1:23.674	2	84.211	
22	64	Steve De La Cour	Kawasaki ZXR 600	5	7:32.859	1 Lap	77.798	1:28.505	4	79.614	
23	16	Martin Booker	Yamaha R6 600	5	7:35.698	+2.839	77.313	1:29.736	5	78.522	

Not classified

DNF	81	Paul King	Yamaha R6 600	6	7:48.480	-	90.244	1:16.628	6	91.954	
DNF	60	Tim Venables	Yamaha R6 600	6	7:48.614	-	90.219	1:16.421	4	92.203	T Turner
DNF	15	Casper Tham	Yamaha R6 600	0	-:--	-	-	-:--	0	-	
DNF	55	Steven Smith	Triumph 675	0	-:--	-	-	-:--	0	-	

Announcements

RACE STOPPED.

Margin of Victory	Avg. Speed	Best Lap Tm	Best Spd	Best Lap by
+0.281	91.447	1:15.228	93.666	[18] Liam Lyon

Chief Timekeeper

Orbits 4



www.amb-it.com

www.mylaps.com

Licensed to: RS Sports Timing



2 - BMCRC - MRO CHAMPIONSHIPS 2008

Lapchart


DYNA PRO MRO SUPERSPORT 600

DONINGTON PARK NATIONAL 1.957 Miles

RACE 10

23/03/2008 13:43

Race (9 Laps)



Competitors	Laps						
	1	2	3	4	5	6	
Chase Collyer (48)	1	48	48	48	18	18	18
Mark Cringle (3)	2	3	18	18	48	48	48
Liam Lyon (18)	3	18	3	3	3	3	3
Paul Smyth (8)	4	8	60	60	60	60	35
Tim Venables (60)	5	60	81	8	81	35	81
Paul King (81)	6	81	8	81	35	81	60
David Shelvey (40)	7	40	35	35	8	8	8
Thomas Dean (35)	8	35	40	40	40	40	40
Andy Lawrence (53)	9	53	53	53	53	53	53
James Wainwright (26)	10	26	26	26	26	26	63
Sarah Jordan (73)	11	73	73	63	63	63	26
Derek Pickett (63)	12	63	63	73	73	73	61
Paul Welch (61)	13	61	61	61	61	61	73
Mark Grover (49)	14	49	49	49	54	54	54
Danny Carpenter (37)	15	37	37	54	50	50	50
Gareth Keevil (97)	16	97	54	85	49	49	85
Michael Elliott (50)	17	50	50	50	85	85	49
Ben Clark (85)	18	85	85	37	37	97	97
Robert Hollingsbee (54)	19	54	97	97	97	37	37
Alan Lau (75)	20	75	75	44	44	44	44
Emmett Burke (44)	21	44	47	75	75	47	47
Sean Chaston (47)	22	47	44	47	47	75	11
Suham Zaki (11)	23	11	11	11	11	11	75
Martin Booker (16)	24	16	16	64	64	64	
Steve De La Cour (64)	25	64	64	16	16	16	
-	26						
-	27						

Chief Timekeeper

Orbits 4



www.amb-it.com
www.mylaps.com

Licensed to: RS Sports Timing



2 - BMCRC - MRO CHAMPIONSHIPS 2008

DYNA PRO MRO SUPERSPORT 600

DONINGTON PARK NATIONAL 1.957 Miles

RACE 10

23/03/2008 13:43

Race (9 Laps)

Lap	Lap Tm	Diff	Time of Day
(18) Liam Lyon			
1	-:--		13:45:02.347
2	1:16.878	+1.650	13:46:19.225
3	1:16.185	+0.957	13:47:35.410
4	1:15.997	+0.769	13:48:51.407
5	1:15.228	-	13:50:06.635
6	1:15.698	+0.470	13:51:22.333

Lap	Lap Tm	Diff	Time of Day
(48) Chase Collyer			
1	-:--		13:45:00.361
2	1:17.563	+2.181	13:46:17.924
3	1:16.944	+1.562	13:47:34.868
4	1:16.890	+1.508	13:48:51.758
5	1:15.474	+0.092	13:50:07.232
6	1:15.382	-	13:51:22.614

Lap	Lap Tm	Diff	Time of Day
(3) Mark Cringle			
1	-:--		13:45:02.314
2	1:17.476	+1.414	13:46:19.790
3	1:16.065	+0.003	13:47:35.855
4	1:16.280	+0.218	13:48:52.135
5	1:16.124	+0.062	13:50:08.259
6	1:16.062	-	13:51:24.321

Lap	Lap Tm	Diff	Time of Day
(35) Thomas Dean			
1	-:--		13:45:04.149
2	1:17.436	+1.255	13:46:21.585
3	1:16.626	+0.445	13:47:38.211
4	1:16.620	+0.439	13:48:54.831
5	1:16.469	+0.288	13:50:11.300
6	1:16.181	-	13:51:27.481

Lap	Lap Tm	Diff	Time of Day
(8) Paul Smyth			
1	-:--		13:45:03.033
2	1:18.003	+1.420	13:46:21.036
3	1:16.583	-	13:47:37.619
4	1:17.281	+0.698	13:48:54.900
5	1:17.151	+0.568	13:50:12.051
6	1:16.941	+0.358	13:51:28.992

Lap	Lap Tm	Diff	Time of Day
(40) David Shelvey			
1	-:--		13:45:03.818
2	1:18.701	+2.148	13:46:22.519
3	1:18.075	+1.522	13:47:40.594
4	1:17.576	+1.023	13:48:58.170
5	1:17.237	+0.684	13:50:15.407
6	1:16.553	-	13:51:31.960

Lap	Lap Tm	Diff	Time of Day
(53) Andy Lawrence			
1	-:--		13:45:04.706
2	1:19.114	+1.264	13:46:23.820
3	1:18.148	+0.298	13:47:41.968
4	1:17.850	-	13:48:59.818
5	1:18.156	+0.306	13:50:17.974
6	1:18.663	+0.813	13:51:36.637

Lap	Lap Tm	Diff	Time of Day
(63) Derek Pickett			
1	-:--		13:45:06.313
2	1:21.150	+1.723	13:46:27.463
3	1:20.974	+1.547	13:47:48.437
4	1:19.973	+0.546	13:49:08.410
5	1:19.427	-	13:50:27.837
6	1:19.826	+0.399	13:51:47.663

Lap	Lap Tm	Diff	Time of Day
(26) James Wainwright			
1	-:--		13:45:07.958
2	1:22.587	+1.436	13:46:30.545

Lap	Lap Tm	Diff	Time of Day
1	-:--		13:45:05.427
2	1:21.269	+1.201	13:46:26.696
3	1:20.276	+0.208	13:47:46.972
4	1:20.418	+0.350	13:49:07.390
5	1:20.068	-	13:50:27.458
6	1:20.406	+0.338	13:51:47.864

Lap	Lap Tm	Diff	Time of Day
(61) Paul Welch			
1	-:--		13:45:06.448
2	1:21.131	+1.325	13:46:27.579
3	1:21.232	+1.426	13:47:48.811
4	1:20.924	+1.118	13:49:09.735
5	1:20.483	+0.677	13:50:30.218
6	1:19.806	-	13:51:50.024

Lap	Lap Tm	Diff	Time of Day
(73) Sarah Jordan			
1	-:--		13:45:05.702
2	1:21.432	+1.101	13:46:27.134
3	1:21.437	+1.106	13:47:48.571
4	1:20.878	+0.547	13:49:09.449
5	1:20.331	-	13:50:29.780
6	1:20.555	+0.224	13:51:50.335

Lap	Lap Tm	Diff	Time of Day
(54) Robert Hollingsbee			
1	-:--		13:45:09.229
2	1:21.558	+0.872	13:46:30.787
3	1:21.572	+0.886	13:47:52.359
4	1:20.838	+0.152	13:49:13.197
5	1:20.686	-	13:50:33.883
6	1:20.950	+0.264	13:51:54.833

Lap	Lap Tm	Diff	Time of Day
(50) Michael Elliott			
1	-:--		13:45:08.649
2	1:22.409	+1.968	13:46:31.058
3	1:22.178	+1.737	13:47:53.236
4	1:20.561	+0.120	13:49:13.797
5	1:20.441	-	13:50:34.238
6	1:20.650	+0.209	13:51:54.888

Lap	Lap Tm	Diff	Time of Day
(85) Ben Clark			
1	-:--		13:45:09.141
2	1:22.476	+1.466	13:46:31.617
3	1:21.511	+0.501	13:47:53.128
4	1:21.878	+0.868	13:49:15.006
5	1:21.088	+0.078	13:50:36.094
6	1:21.010	-	13:51:57.104

Lap	Lap Tm	Diff	Time of Day
(49) Mark Grover			
1	-:--		13:45:07.468
2	1:22.384	+1.198	13:46:29.852
3	1:22.253	+1.067	13:47:52.105
4	1:22.186	+1.000	13:49:14.291
5	1:21.186	-	13:50:35.477
6	1:21.779	+0.593	13:51:57.256

Lap	Lap Tm	Diff	Time of Day
(97) Gareth Keevil			
1	-:--		13:45:08.631
2	1:23.267	+2.663	13:46:31.898
3	1:22.245	+1.641	13:47:54.143
4	1:22.048	+1.444	13:49:16.191
5	1:21.864	+1.260	13:50:38.055
6	1:20.604	-	13:51:58.659

Lap	Lap Tm	Diff	Time of Day
(37) Danny Carpenter			
1	-:--		13:45:07.958
2	1:22.587	+1.436	13:46:30.545

Lap	Lap Tm	Diff	Time of Day
3	1:23.328	+2.177	13:47:53.873
4	1:22.073	+0.922	13:49:15.946
5	1:22.192	+1.041	13:50:38.138
6	1:21.151	-	13:51:59.289

Lap	Lap Tm	Diff	Time of Day
(44) Emmett Burke			
1	-:--		13:45:10.510
2	1:23.883	+2.278	13:46:34.393
3	1:22.361	+0.756	13:47:56.754
4	1:21.668	+0.063	13:49:18.422
5	1:22.359	+0.754	13:50:40.781
6	1:21.605	-	13:52:02.386

Lap	Lap Tm	Diff	Time of Day
(47) Sean Chaston			
1	-:--		13:45:10.590
2	1:23.474	+0.130	13:46:34.064
3	1:24.241	+0.897	13:47:58.305
4	1:23.690	+0.346	13:49:21.995
5	1:23.344	-	13:50:45.339
6	1:23.839	+0.495	13:52:09.178

Lap	Lap Tm	Diff	Time of Day
(11) Suham Zaki			
1	-:--		13:45:10.918
2	1:23.734	+0.004	13:46:34.652
3	1:23.815	+0.085	13:47:58.467
4	1:23.730	-	13:49:22.197
5	1:23.834	+0.104	13:50:46.031
6	1:24.460	+0.730	13:52:10.491

Lap	Lap Tm	Diff	Time of Day
(75) Alan Lau			
1	-:--		13:45:10.183
2	1:23.674	-	13:46:33.857
3	1:24.161	+0.487	13:47:58.018
4	1:23.835	+0.161	13:49:21.853
5	1:24.114	+0.440	13:50:45.967
6	1:24.531	+0.857	13:52:10.498

Lap	Lap Tm	Diff	Time of Day
(64) Steve De La Cour			
1	-:--		13:45:15.793
2	1:29.913	+1.408	13:46:45.706
3	1:29.400	+0.895	13:48:15.106
4	1:28.505	-	13:49:43.611
5	1:29.260	+0.755	13:51:12.871

Lap	Lap Tm	Diff	Time of Day
(16) Martin Booker			
1	-:--		13:45:14.810
2	1:30.147	+0.411	13:46:44.957
3	1:30.962	+1.226	13:48:15.919
4	1:30.055	+0.319	13:49:45.974
5	1:29.736	-	13:51:15.710

Lap	Lap Tm	Diff	Time of Day
(81) Paul King			
1	-:--		13:45:03.471
2	1:17.408	+0.780	13:46:20.879
3	1:16.946	+0.318	13:47:37.825
4	1:16.747	+0.119	13:48:54.572
5	1:17.292	+0.664	13:50:11.864
6	1:16.628	-	13:51:28.492

Lap	Lap Tm	Diff	Time of Day
(60) Tim Venables			
1	-:--		13:45:03.119
2	1:17.205	+0.784	13:46:20.324
3	1:17.295	+0.874	13:47:37.619
4	1:16.421	-	13:48:54.040
5	1:17.153	+0.732	13:50:11.193
6	1:17.433	+1.012	13:51:28.626

Chief Timekeeper

Orbits 4





2 - BMCRC - MRO CHAMPIONSHIPS 2008

Sorted on Laps

DYNA PRO MRO SUPERSPORT 600

DONINGTON PARK NATIONAL 1.957 Miles

RACE 20

23/03/2008 17:20

Race (9 Laps)

Pos	No.	Name	Class	Bike	Laps	Total Tm	Diff	Avg. Speed	Best Tm	In Lap	Best Spd	Sponsor
1	18	Liam Lyon		Yamaha R6 600	9	11:19.572	-	93.318	1:14.598	6	94.457	
2	3	Mark Cringle		Triumph 675	9	11:20.536	+0.964	93.186	1:14.240	8	94.912	Cringle Racing Ltd
3	48	Chase Collyer		Yamaha R6 600	9	11:32.554	+12.982	91.569	1:16.201	8	92.470	Mike Smith Tuning
4	35	Thomas Dean		Yamaha R6 600	9	11:40.087	+20.515	90.584	1:16.404	3	92.224	Castrol
5	8	Paul Smyth	C	Triumph 675	9	11:43.885	+24.313	90.095	1:16.972	5	91.543	
6	40	David Shelvey		Suzuki GSXR 600	9	11:44.112	+24.540	90.066	1:16.804	9	91.744	
7	81	Paul King	C	Yamaha R6 600	9	11:52.333	+32.761	89.027	1:17.990	5	90.349	
8	63	Derek Pickett	C	Yamaha R6 600	9	12:01.436	+41.864	87.903	1:19.038	7	89.151	SAC Racing
9	26	James Wainwright		Triumph 675	9	12:15.570	+55.998	86.214	1:20.471	9	87.563	
10	73	Sarah Jordan		Suzuki GSXR 600	9	12:16.197	+56.625	86.141	1:20.566	2	87.460	
11	50	Michael Elliott	C	Yamaha R6 600	9	12:22.462	+1:02.890	85.414	1:20.820	9	87.185	
12	37	Danny Carpenter	C	Honda CBR 600	9	12:23.202	+1:03.630	85.329	1:21.187	9	86.791	LRC Haulage
13	44	Emmett Burke	C	Honda CBR 600	9	12:23.332	+1:03.760	85.314	1:20.389	9	87.652	
14	49	Mark Grover	C	Suzuki GSXR 600	9	12:23.886	+1:04.314	85.250	1:21.159	9	86.821	
15	97	Gareth Keevil	C	Honda CBR 600	9	12:24.379	+1:04.807	85.194	1:20.813	9	87.192	G Keevil Ltd
16	85	Ben Clark	C	Honda CBR 600	9	12:25.695	+1:06.123	85.044	1:20.537	9	87.491	
17	47	Sean Chaston		Honda CBR 600	9	12:25.967	+1:06.395	85.013	1:21.417	8	86.546	Hyside M/C's
18	54	Robert Hollingsbee	C	Yamaha R6 600	9	12:27.014	+1:07.442	84.893	1:21.195	9	86.782	Trulloholidays.com
19	11	Suham Zaki	C	Yamaha R6 600	9	12:27.185	+1:07.613	84.874	1:21.064	9	86.922	
20	75	Alan Lau	C	Suzuki GSXR 600	8	11:25.960	1 Lap	82.177	1:24.478	4	83.410	
21	16	Martin Booker	C	Yamaha R6 600	8	12:01.231	+35.271	78.158	1:29.051	3	79.126	

Not classified

DNF	61	Paul Welch		Yamaha R6 600	0	-----	-	-	-----	0	-	Dalco
-----	----	------------	--	---------------	---	-------	---	---	-------	---	---	-------

Margin of Victory

Avg. Speed

Best Lap Tm

Best Spd

Best Lap by

+0.964

93.318

1:14.240

94.912

[3] Mark Cringle

Chief Timekeeper

Orbits 4



www.amb-it.com

www.mylaps.com

Licensed to: RS Sports Timing



2 - BMCRC - MRO CHAMPIONSHIPS 2008

Lapchart


DYNA PRO MRO SUPERSPORT 600

DONINGTON PARK NATIONAL 1.957 Miles

RACE 20

23/03/2008 17:20

Race (9 Laps)



Competitors	Laps								
	1	2	3	4	5	6	7	8	9
Liam Lyon (18)	18	18	18	18	18	18	18	18	18
Mark Cringle (3)	3	3	3	3	3	3	3	3	3
Chase Collyer (48)	48	48	48	48	48	48	48	48	48
David Shelvey (40)	40	35	35	35	35	35	35	35	35
Thomas Dean (35)	35	40	40	40	40	8	8	8	8
Paul King (81)	81	81	81	8	8	40	40	40	40
Paul Smyth (8)	8	8	8	81	81	81	81	81	81
Derek Pickett (63)	63	63	63	63	63	63	63	63	63
Sarah Jordan (73)	73	73	73	73	73	73	73	73	26
James Wainwright (26)	26	26	26	26	26	26	26	26	73
Danny Carpenter (37)	37	37	37	50	50	50	50	50	50
Sean Chaston (47)	47	50	50	37	37	37	37	37	37
Mark Grover (49)	49	49	49	49	49	49	49	49	44
Michael Elliott (50)	50	47	47	47	47	44	44	44	49
Gareth Keevil (97)	97	44	44	44	44	47	97	97	97
Ben Clark (85)	85	97	97	97	97	97	47	47	85
Emmett Burke (44)	44	85	54	54	85	85	85	85	47
Robert Hollingsbee (54)	54	54	85	85	54	54	54	54	54
Suham Zaki (11)	11	11	11	11	11	11	11	11	11
Alan Lau (75)	75	75	75	75	75	75	75	75	
Martin Booker (16)	16	16	16	16	16	16	16	16	
-	22								

Chief Timekeeper

Orbits 4



www.amb-it.com
www.mylaps.com

Licensed to: RS Sports Timing



2 - BMCRC - MRO CHAMPIONSHIPS 2008

DYNA PRO MRO SUPERSPORT 600

DONINGTON PARK NATIONAL 1.957 Miles

RACE 20

23/03/2008 17:20

Race (9 Laps)

Lap	Lap Tm	Diff	Time of Day
(18) Liam Lyon			
1	-:--		17:21:44.711
2	1:15.500	+0.902	17:23:00.211
3	1:15.737	+1.139	17:24:15.948
4	1:14.904	+0.306	17:25:30.852
5	1:14.728	+0.130	17:26:45.580
6	1:14.598	-	17:28:00.178
7	1:15.404	+0.806	17:29:15.582
8	1:14.672	+0.074	17:30:30.254
9	1:14.625	+0.027	17:31:44.879

Lap	Lap Tm	Diff	Time of Day
(3) Mark Cringle			
1	-:--		17:21:44.741
2	1:15.836	+1.596	17:23:00.577
3	1:15.650	+1.410	17:24:16.227
4	1:15.224	+0.984	17:25:31.451
5	1:14.970	+0.730	17:26:46.421
6	1:14.699	+0.459	17:28:01.120
7	1:15.798	+1.558	17:29:16.918
8	1:14.240	-	17:30:31.158
9	1:14.685	+0.445	17:31:45.843

Lap	Lap Tm	Diff	Time of Day
(48) Chase Collyer			
1	-:--		17:21:46.371
2	1:16.669	+0.468	17:23:03.040
3	1:16.234	+0.033	17:24:19.274
4	1:16.539	+0.338	17:25:35.813
5	1:16.454	+0.253	17:26:52.267
6	1:16.544	+0.343	17:28:08.811
7	1:16.280	+0.079	17:29:25.091
8	1:16.201	-	17:30:41.292
9	1:16.569	+0.368	17:31:57.861

Lap	Lap Tm	Diff	Time of Day
(35) Thomas Dean			
1	-:--		17:21:47.524
2	1:17.044	+0.640	17:23:04.568
3	1:16.404	-	17:24:20.972
4	1:16.777	+0.373	17:25:37.749
5	1:16.455	+0.051	17:26:54.204
6	1:16.541	+0.137	17:28:10.745
7	1:17.317	+0.913	17:29:28.062
8	1:18.399	+1.995	17:30:46.461
9	1:18.933	+2.529	17:32:05.394

Lap	Lap Tm	Diff	Time of Day
(8) Paul Smyth			
1	-:--		17:21:48.812
2	1:19.363	+2.391	17:23:08.175
3	1:17.800	+0.828	17:24:25.975
4	1:16.994	+0.022	17:25:42.969
5	1:16.972	-	17:26:59.941
6	1:17.255	+0.283	17:28:17.196
7	1:17.453	+0.481	17:29:34.649
8	1:17.528	+0.556	17:30:52.177
9	1:17.015	+0.043	17:32:09.192

Lap	Lap Tm	Diff	Time of Day
(40) David Shelvey			
1	-:--		17:21:47.241
2	1:18.188	+1.384	17:23:05.429
3	1:17.811	+1.007	17:24:23.240
4	1:17.963	+1.159	17:25:41.203
5	1:18.047	+1.243	17:26:59.250
6	1:18.319	+1.515	17:28:17.569
7	1:17.515	+0.711	17:29:35.084
8	1:17.531	+0.727	17:30:52.615
9	1:16.804	-	17:32:09.419

Lap	Lap Tm	Diff	Time of Day
(81) Paul King			
1	-:--		17:21:47.882
2	1:19.241	+1.251	17:23:07.123
3	1:18.643	+0.653	17:24:25.766
4	1:18.134	+0.144	17:25:43.900
5	1:17.990	-	17:27:01.890
6	1:18.270	+0.280	17:28:20.160
7	1:18.587	+0.597	17:29:38.747
8	1:19.278	+1.288	17:30:58.025
9	1:19.615	+1.625	17:32:17.640

Lap	Lap Tm	Diff	Time of Day
(63) Derek Pickett			
1	-:--		17:21:49.857
2	1:20.186	+1.148	17:23:10.043
3	1:19.981	+0.943	17:24:30.024
4	1:20.041	+1.003	17:25:50.065
5	1:19.385	+0.347	17:27:09.450
6	1:19.163	+0.125	17:28:28.613
7	1:19.038	-	17:29:47.651
8	1:19.343	+0.305	17:31:06.994
9	1:19.749	+0.711	17:32:26.743

Lap	Lap Tm	Diff	Time of Day
(26) James Wainwright			
1	-:--		17:21:51.697
2	1:21.651	+1.180	17:23:13.348
3	1:21.523	+1.052	17:24:34.871
4	1:21.492	+1.021	17:25:56.363
5	1:21.447	+0.976	17:27:17.810
6	1:21.271	+0.800	17:28:39.081
7	1:20.802	+0.331	17:29:59.883
8	1:20.523	+0.052	17:31:20.406
9	1:20.471	-	17:32:40.877

Lap	Lap Tm	Diff	Time of Day
(73) Sarah Jordan			
1	-:--		17:21:50.497
2	1:20.566	-	17:23:11.063
3	1:20.687	+0.121	17:24:31.750
4	1:20.666	+0.100	17:25:52.416
5	1:20.942	+0.376	17:27:13.358
6	1:21.126	+0.560	17:28:34.484
7	1:21.818	+1.252	17:29:56.302
8	1:22.081	+1.515	17:31:18.383
9	1:23.121	+2.555	17:32:41.504

Lap	Lap Tm	Diff	Time of Day
(50) Michael Elliott			
1	-:--		17:21:53.734
2	1:21.599	+0.779	17:23:15.333
3	1:22.070	+1.250	17:24:37.403
4	1:21.890	+1.070	17:25:59.293
5	1:21.553	+0.733	17:27:20.846
6	1:22.188	+1.368	17:28:43.034
7	1:22.301	+1.481	17:30:05.335
8	1:21.614	+0.794	17:31:26.949
9	1:20.820	-	17:32:47.769

Lap	Lap Tm	Diff	Time of Day
(37) Danny Carpenter			
1	-:--		17:21:52.026
2	1:21.754	+0.567	17:23:13.780
3	1:23.098	+1.911	17:24:36.878
4	1:22.420	+1.233	17:25:59.298
5	1:22.066	+0.879	17:27:21.364
6	1:21.903	+0.716	17:28:43.267
7	1:22.720	+1.533	17:30:05.987
8	1:21.335	+0.148	17:31:27.322
9	1:21.187	-	17:32:48.509

Lap	Lap Tm	Diff	Time of Day
(44) Emmett Burke			
1	-:--		17:21:54.738
2	1:21.889	+1.500	17:23:16.627
3	1:22.791	+2.402	17:24:39.418
4	1:22.279	+1.890	17:26:01.697
5	1:21.732	+1.343	17:27:23.429
6	1:21.968	+1.579	17:28:45.397
7	1:21.574	+1.185	17:30:06.971
8	1:21.279	+0.890	17:31:28.250
9	1:20.389	-	17:32:48.639

Lap	Lap Tm	Diff	Time of Day
(49) Mark Grover			
1	-:--		17:21:53.227
2	1:22.541	+1.382	17:23:15.768
3	1:22.427	+1.268	17:24:38.195
4	1:22.424	+1.265	17:26:00.619
5	1:21.967	+0.808	17:27:22.586
6	1:22.212	+1.053	17:28:44.798
7	1:21.808	+0.649	17:30:06.606
8	1:21.428	+0.269	17:31:28.034
9	1:21.159	-	17:32:49.193

Lap	Lap Tm	Diff	Time of Day
(97) Gareth Keevil			
1	-:--		17:21:54.605
2	1:22.270	+1.457	17:23:16.875
3	1:22.683	+1.870	17:24:39.558
4	1:22.333	+1.520	17:26:01.891
5	1:21.849	+1.036	17:27:23.740
6	1:22.077	+1.264	17:28:45.817
7	1:21.893	+1.080	17:30:07.710
8	1:21.163	+0.350	17:31:28.873
9	1:20.813	-	17:32:49.686

Lap	Lap Tm	Diff	Time of Day
(85) Ben Clark			
1	-:--		17:21:54.676
2	1:23.026	+2.489	17:23:17.702
3	1:23.040	+2.503	17:24:40.742
4	1:21.893	+1.356	17:26:02.635
5	1:22.999	+2.462	17:27:25.634
6	1:21.002	+0.465	17:28:46.636
7	1:22.675	+2.138	17:30:09.311
8	1:21.154	+0.617	17:31:30.465
9	1:20.537	-	17:32:51.002

Lap	Lap Tm	Diff	Time of Day
(47) Sean Chaston			
1	-:--		17:21:52.872
2	1:23.467	+2.050	17:23:16.339
3	1:22.495	+1.078	17:24:38.834
4	1:22.378	+0.961	17:26:01.212
5	1:21.924	+0.507	17:27:23.136
6	1:22.405	+0.988	17:28:45.541
7	1:22.621	+1.204	17:30:08.162
8	1:21.417	-	17:31:29.579
9	1:21.695	+0.278	17:32:51.274

Lap	Lap Tm	Diff	Time of Day
(54) Robert Hollingsbee			
1	-:--		17:21:55.003
2	1:22.891	+1.696	17:23:17.894
3	1:22.318	+1.123	17:24:40.212
4	1:21.971	+0.776	17:26:02.183
5	1:23.824	+2.629	17:27:26.007
6	1:21.935	+0.740	17:28:47.942
7	1:21.836	+0.641	17:30:09.778
8	1:21.348	+0.153	17:31:31.126
9	1:21.195	-	17:32:52.321

Chief Timekeeper

Orbits 4



www.amb-it.com
www.mylaps.com

Licensed to: RS Sports Timing

