

**BMCRC – MRO  
Championships 2008  
26<sup>th</sup> & 27<sup>th</sup> April 2008  
Cadwell Park**



**Dyna Pro**  
Dynamometers

**norfolkline**  
MAERK



**Results by RS Sports Timing**



#### 4 - BMCRC - MRO CHAMPIONSHIPS 2008

Sorted on Best Lap time

DYNA-PRO SUPERSPORT 600

CADWELL PARK 2.173 Miles

QUALIFYING

26/04/2008 10:01

Qualify

| Pos | No. | Name               | Class | Bike             | Best Tm  | Diff    | Best Spd | In Lap | Laps | Sponsor              |
|-----|-----|--------------------|-------|------------------|----------|---------|----------|--------|------|----------------------|
| 1   | 87  | Billy Mellor       | SS    | Suzuki GSXR 600  | 1:34.819 | -       | 82.502   | 6      | 6    | Form-IT Construction |
| 2   | 18  | Liam Lyon          | SS    | Yamaha R6 600    | 1:36.139 | +1.320  | 81.370   | 6      | 9    | Seton Tuning         |
| 3   | 59  | Rob Hoyles         | SS    | Yamaha R6 600    | 1:37.157 | +2.338  | 80.517   | 8      | 9    | robhoyles.com        |
| 4   | 35  | Thomas Dean        | SS    | Yamaha R6 600    | 1:38.296 | +3.477  | 79.584   | 8      | 9    | Castrol              |
| 5   | 3   | Mark Cringle       | C     | Triumph 675      | 1:39.253 | +4.434  | 78.817   | 8      | 8    | Cringle Racing Ltd   |
| 6   | 81  | Paul King          | C     | Yamaha R6 600    | 1:39.729 | +4.910  | 78.441   | 6      | 8    |                      |
| 7   | 57  | Michael Smith      | SS    | Suzuki GSXR 600  | 1:41.195 | +6.376  | 77.304   | 7      | 8    |                      |
| 8   | 54  | Robert Hollingsbee | C     | Yamaha R6 600    | 1:41.213 | +6.394  | 77.290   | 8      | 8    | Trulloholidays.com   |
| 9   | 21  | Richard Marchant   | SS    | Yamaha R6 600    | 1:41.255 | +6.436  | 77.258   | 4      | 8    | Actfast Locksmiths   |
| 10  | 73  | Sarah Jordan       | SS    | Suzuki GSXR 600  | 1:41.673 | +6.854  | 76.941   | 6      | 9    |                      |
| 11  | 2   | Sy Langford        | C     | Suzuki GSXR 600  | 1:41.760 | +6.941  | 76.875   | 6      | 8    | Purkiss Brothers     |
| 12  | 82  | Ben Cater          | SS    | Triumph 675      | 1:42.091 | +7.272  | 76.626   | 6      | 8    | Classic Car Club     |
| 13  | 63  | Derek Pickett      | C     | Yamaha R6 600    | 1:42.189 | +7.370  | 76.552   | 8      | 8    | SAC Racing           |
| 14  | 61  | Paul Welch         | SS    | Yamaha R6 600    | 1:42.525 | +7.706  | 76.301   | 8      | 8    | Dalco                |
| 15  | 93  | Liam Marchant      | SS    | Yamaha R6 600    | 1:42.596 | +7.777  | 76.249   | 4      | 6    | Drury Engineering    |
| 16  | 14  | Chris Burrage      | C     | Kawasaki ZXR 600 | 1:42.758 | +7.939  | 76.128   | 9      | 9    |                      |
| 17  | 44  | Emmett Burke       | C     | Honda CBR 600    | 1:43.513 | +8.694  | 75.573   | 8      | 8    |                      |
| 18  | 36  | Anthony Kennaway   | C     | Yamaha R6 600    | 1:43.856 | +9.037  | 75.324   | 8      | 8    |                      |
| 19  | 97  | Gareth Keevil      | C     | Honda CBR 600    | 1:43.859 | +9.040  | 75.321   | 6      | 8    | G Keevil Ltd         |
| 20  | 85  | Ben Clark          | C     | Honda CBR 600    | 1:44.681 | +9.862  | 74.730   | 8      | 8    |                      |
| 21  | 26  | James Wainwright   | SS    | Triumph 675      | 1:45.100 | +10.281 | 74.432   | 2      | 2    |                      |
| 22  | 11  | Suham Zaki         | C     | Yamaha R6 600    | 1:45.124 | +10.305 | 74.415   | 7      | 8    |                      |
| 23  | 10  | Scott Waterson     | SS    | Suzuki GSXR 600  | 1:45.708 | +10.889 | 74.004   | 5      | 7    |                      |
| 24  | 48  | Chase Collyer      | SS    | Yamaha R6 600    | 1:45.723 | +10.904 | 73.993   | 2      | 2    | Mike Smith Tuning    |
| 25  | 75  | Alan Lau           | C     | Suzuki GSXR 600  | 1:45.856 | +11.037 | 73.900   | 8      | 8    |                      |
| 26  | 64  | Steve De La Cour   | C     | Kawasaki ZXR 600 | 1:53.195 | +18.376 | 69.109   | 7      | 7    |                      |
| 27  | 16  | Martin Booker      | C     | Yamaha R6 600    | 1:59.097 | +24.278 | 65.684   | 2      | 7    |                      |

Chief Timekeeper

Orbits 4



www.amb-it.com  
www.mylaps.com

Licensed to: RS Sports Timing



# 4 - BMCRC - MRO CHAMPIONSHIPS 2008

## DYNA-PRO SUPERSPORT 600

## CADWELL PARK 2.173 Miles

### QUALIFYING

### 26/04/2008 10:01

#### Qualify

| Lap                      | Lap Tm          | Diff    | Time of Day  |
|--------------------------|-----------------|---------|--------------|
| <b>(87) Billy Mellor</b> |                 |         |              |
| 1                        | <b>2:08.668</b> | +33.849 | 10:05:11.639 |
| 2                        | <b>1:36.622</b> | +1.803  | 10:06:48.261 |
| 3                        | <b>1:42.839</b> | +8.020  | 10:08:31.100 |
| 4                        | <b>2:03.207</b> | +28.388 | 10:10:34.307 |
| 5                        | <b>1:35.680</b> | +0.861  | 10:12:09.987 |
| 6                        | <b>1:34.819</b> | -       | 10:13:44.806 |

| Lap                   | Lap Tm          | Diff    | Time of Day  |
|-----------------------|-----------------|---------|--------------|
| <b>(18) Liam Lyon</b> |                 |         |              |
| 1                     | <b>1:57.058</b> | +20.919 | 10:04:41.023 |
| 2                     | <b>1:40.398</b> | +4.259  | 10:06:21.421 |
| 3                     | <b>1:39.454</b> | +3.315  | 10:08:00.875 |
| 4                     | <b>1:38.934</b> | +2.795  | 10:09:39.809 |
| 5                     | <b>1:36.545</b> | +0.406  | 10:11:16.354 |
| 6                     | <b>1:36.139</b> | -       | 10:12:52.493 |
| 7                     | <b>1:39.565</b> | +3.426  | 10:14:32.058 |
| 8                     | <b>1:36.691</b> | +0.552  | 10:16:08.749 |
| 9                     | <b>1:36.679</b> | +0.540  | 10:17:45.428 |

| Lap                    | Lap Tm          | Diff    | Time of Day  |
|------------------------|-----------------|---------|--------------|
| <b>(59) Rob Hoyles</b> |                 |         |              |
| 1                      | <b>1:41.581</b> | +4.424  | 10:03:54.880 |
| 2                      | <b>1:38.680</b> | +1.523  | 10:05:33.560 |
| 3                      | <b>1:38.363</b> | +1.206  | 10:07:11.923 |
| 4                      | <b>1:51.342</b> | +14.185 | 10:09:03.265 |
| 5                      | <b>1:38.397</b> | +1.240  | 10:10:41.662 |
| 6                      | <b>1:51.374</b> | +14.217 | 10:12:33.036 |
| 7                      | <b>1:45.810</b> | +8.653  | 10:14:18.846 |
| 8                      | <b>1:37.157</b> | -       | 10:15:56.003 |
| 9                      | <b>1:44.685</b> | +7.528  | 10:17:40.688 |

| Lap                     | Lap Tm          | Diff    | Time of Day  |
|-------------------------|-----------------|---------|--------------|
| <b>(35) Thomas Dean</b> |                 |         |              |
| 1                       | <b>1:47.395</b> | +9.099  | 10:04:10.445 |
| 2                       | <b>1:42.855</b> | +4.559  | 10:05:53.300 |
| 3                       | <b>1:40.524</b> | +2.228  | 10:07:33.824 |
| 4                       | <b>1:39.402</b> | +1.106  | 10:09:13.226 |
| 5                       | <b>1:38.744</b> | +0.448  | 10:10:51.970 |
| 6                       | <b>1:38.878</b> | +0.582  | 10:12:30.848 |
| 7                       | <b>1:51.087</b> | +12.791 | 10:14:21.935 |
| 8                       | <b>1:38.296</b> | -       | 10:16:00.231 |
| 9                       | <b>1:43.528</b> | +5.232  | 10:17:43.759 |

| Lap                     | Lap Tm          | Diff      | Time of Day  |
|-------------------------|-----------------|-----------|--------------|
| <b>(3) Mark Cringle</b> |                 |           |              |
| 1                       | <b>1:50.657</b> | +11.404   | 10:04:24.255 |
| 2                       | <b>1:43.306</b> | +4.053    | 10:06:07.561 |
| 3                       | <b>1:41.347</b> | +2.094    | 10:07:48.908 |
| 4                       | <b>1:41.665</b> | +2.412    | 10:09:30.573 |
| 5                       | <b>1:40.350</b> | +1.097    | 10:11:10.923 |
| 6                       | <b>1:40.808</b> | +1.555    | 10:12:51.731 |
| 7                       | <b>3:22.012</b> | +1:42.759 | 10:16:13.743 |
| 8                       | <b>1:39.253</b> | -         | 10:17:52.996 |

| Lap                   | Lap Tm          | Diff    | Time of Day  |
|-----------------------|-----------------|---------|--------------|
| <b>(81) Paul King</b> |                 |         |              |
| 1                     | <b>1:54.681</b> | +14.952 | 10:05:02.211 |
| 2                     | <b>1:45.696</b> | +5.967  | 10:06:47.907 |
| 3                     | <b>1:43.375</b> | +3.646  | 10:08:31.282 |
| 4                     | <b>1:42.200</b> | +2.471  | 10:10:13.482 |
| 5                     | <b>1:39.815</b> | +0.086  | 10:11:53.297 |
| 6                     | <b>1:39.729</b> | -       | 10:13:33.026 |
| 7                     | <b>1:40.128</b> | +0.399  | 10:15:13.154 |
| 8                     | <b>1:40.644</b> | +0.915  | 10:16:53.798 |

| Lap                       | Lap Tm          | Diff    | Time of Day  |
|---------------------------|-----------------|---------|--------------|
| <b>(57) Michael Smith</b> |                 |         |              |
| 1                         | <b>1:59.214</b> | +18.019 | 10:04:24.822 |
| 2                         | <b>1:46.999</b> | +5.804  | 10:06:11.821 |
| 3                         | <b>1:47.361</b> | +6.166  | 10:07:59.182 |

| Lap | Lap Tm          | Diff   | Time of Day  |
|-----|-----------------|--------|--------------|
| 4   | <b>1:43.179</b> | +1.984 | 10:09:42.361 |
| 5   | <b>1:42.462</b> | +1.267 | 10:11:24.823 |
| 6   | <b>1:42.297</b> | +1.102 | 10:13:07.120 |
| 7   | <b>1:41.195</b> | -      | 10:14:48.315 |
| 8   | <b>1:42.378</b> | +1.183 | 10:16:30.693 |

| Lap                            | Lap Tm          | Diff    | Time of Day  |
|--------------------------------|-----------------|---------|--------------|
| <b>(54) Robert Hollingsbee</b> |                 |         |              |
| 1                              | <b>1:53.627</b> | +12.414 | 10:04:26.471 |
| 2                              | <b>2:18.173</b> | +36.960 | 10:06:44.644 |
| 3                              | <b>1:45.344</b> | +4.131  | 10:08:29.988 |
| 4                              | <b>1:43.411</b> | +2.198  | 10:10:13.399 |
| 5                              | <b>1:43.131</b> | +1.918  | 10:11:56.530 |
| 6                              | <b>1:41.678</b> | +0.465  | 10:13:38.208 |
| 7                              | <b>1:41.272</b> | +0.059  | 10:15:19.480 |
| 8                              | <b>1:41.213</b> | -       | 10:17:00.693 |

| Lap                          | Lap Tm          | Diff   | Time of Day  |
|------------------------------|-----------------|--------|--------------|
| <b>(21) Richard Marchant</b> |                 |        |              |
| 1                            | <b>1:47.719</b> | +6.464 | 10:04:31.816 |
| 2                            | <b>1:50.619</b> | +9.364 | 10:06:22.435 |
| 3                            | <b>1:49.216</b> | +7.961 | 10:08:11.651 |
| 4                            | <b>1:41.255</b> | -      | 10:09:52.906 |
| 5                            | <b>1:42.975</b> | +1.720 | 10:11:35.881 |
| 6                            | <b>1:42.090</b> | +0.835 | 10:13:17.971 |
| 7                            | <b>1:41.351</b> | +0.096 | 10:14:59.322 |
| 8                            | <b>1:42.147</b> | +0.892 | 10:16:41.469 |

| Lap                      | Lap Tm          | Diff   | Time of Day  |
|--------------------------|-----------------|--------|--------------|
| <b>(73) Sarah Jordan</b> |                 |        |              |
| 1                        | <b>1:48.701</b> | +7.028 | 10:04:07.229 |
| 2                        | <b>1:42.732</b> | +1.059 | 10:05:49.961 |
| 3                        | <b>1:42.158</b> | +0.485 | 10:07:32.119 |
| 4                        | <b>1:42.538</b> | +0.865 | 10:09:14.657 |
| 5                        | <b>1:41.698</b> | +0.025 | 10:10:56.355 |
| 6                        | <b>1:41.673</b> | -      | 10:12:38.028 |
| 7                        | <b>1:51.128</b> | +9.455 | 10:14:29.156 |
| 8                        | <b>1:41.719</b> | +0.046 | 10:16:10.875 |
| 9                        | <b>1:42.287</b> | +0.614 | 10:17:53.162 |

| Lap                    | Lap Tm          | Diff   | Time of Day  |
|------------------------|-----------------|--------|--------------|
| <b>(2) Sy Langford</b> |                 |        |              |
| 1                      | <b>1:49.056</b> | +7.296 | 10:04:09.155 |
| 2                      | <b>1:43.924</b> | +2.164 | 10:05:53.079 |
| 3                      | <b>1:42.401</b> | +0.641 | 10:07:35.480 |
| 4                      | <b>1:45.136</b> | +3.376 | 10:09:20.616 |
| 5                      | <b>1:43.044</b> | +1.284 | 10:11:03.660 |
| 6                      | <b>1:41.760</b> | -      | 10:12:45.420 |
| 7                      | <b>1:46.661</b> | +4.901 | 10:14:32.081 |
| 8                      | <b>1:46.698</b> | +4.938 | 10:16:18.779 |

| Lap                   | Lap Tm          | Diff    | Time of Day  |
|-----------------------|-----------------|---------|--------------|
| <b>(82) Ben Cater</b> |                 |         |              |
| 1                     | <b>1:52.405</b> | +10.314 | 10:04:31.458 |
| 2                     | <b>1:49.396</b> | +7.305  | 10:06:20.854 |
| 3                     | <b>1:45.598</b> | +3.507  | 10:08:06.452 |
| 4                     | <b>1:43.006</b> | +0.915  | 10:09:49.458 |
| 5                     | <b>1:42.941</b> | +0.850  | 10:11:32.399 |
| 6                     | <b>1:42.091</b> | -       | 10:13:14.490 |
| 7                     | <b>1:44.050</b> | +1.959  | 10:14:58.540 |
| 8                     | <b>1:43.191</b> | +1.100  | 10:16:41.731 |

| Lap                       | Lap Tm          | Diff    | Time of Day  |
|---------------------------|-----------------|---------|--------------|
| <b>(63) Derek Pickett</b> |                 |         |              |
| 1                         | <b>1:56.855</b> | +14.666 | 10:04:27.992 |
| 2                         | <b>1:52.719</b> | +10.530 | 10:06:20.711 |
| 3                         | <b>1:45.125</b> | +2.936  | 10:08:05.836 |
| 4                         | <b>1:43.262</b> | +1.073  | 10:09:49.098 |
| 5                         | <b>1:42.655</b> | +0.466  | 10:11:31.753 |
| 6                         | <b>1:42.445</b> | +0.256  | 10:13:14.198 |
| 7                         | <b>1:44.014</b> | +1.825  | 10:14:58.212 |
| 8                         | <b>1:42.189</b> | -       | 10:16:40.401 |

| Lap                    | Lap Tm          | Diff    | Time of Day  |
|------------------------|-----------------|---------|--------------|
| <b>(61) Paul Welch</b> |                 |         |              |
| 1                      | <b>1:57.929</b> | +15.404 | 10:04:23.884 |
| 2                      | <b>1:46.597</b> | +4.072  | 10:06:10.481 |
| 3                      | <b>1:48.334</b> | +5.809  | 10:07:58.815 |
| 4                      | <b>1:44.664</b> | +2.139  | 10:09:43.479 |
| 5                      | <b>1:44.564</b> | +2.039  | 10:11:28.043 |
| 6                      | <b>1:44.459</b> | +1.934  | 10:13:12.502 |
| 7                      | <b>1:44.598</b> | +2.073  | 10:14:57.100 |
| 8                      | <b>1:42.525</b> | -       | 10:16:39.625 |

| Lap                       | Lap Tm          | Diff   | Time of Day  |
|---------------------------|-----------------|--------|--------------|
| <b>(93) Liam Marchant</b> |                 |        |              |
| 1                         | <b>1:44.787</b> | +2.191 | 10:04:33.666 |
| 2                         | <b>1:48.534</b> | +5.938 | 10:06:22.200 |
| 3                         | <b>1:45.410</b> | +2.814 | 10:08:07.610 |
| 4                         | <b>1:42.596</b> | -      | 10:09:50.206 |
| 5                         | <b>1:43.369</b> | +0.773 | 10:11:33.575 |
| 6                         | <b>1:44.253</b> | +1.657 | 10:13:17.828 |

| Lap                       | Lap Tm          | Diff   | Time of Day  |
|---------------------------|-----------------|--------|--------------|
| <b>(14) Chris Burrage</b> |                 |        |              |
| 1                         | <b>1:47.738</b> | +4.980 | 10:04:07.918 |
| 2                         | <b>1:45.028</b> | +2.270 | 10:05:52.946 |
| 3                         | <b>1:44.923</b> | +2.165 | 10:07:37.869 |
| 4                         | <b>1:44.719</b> | +1.961 | 10:09:22.588 |
| 5                         | <b>1:43.867</b> | +1.109 | 10:11:06.455 |
| 6                         | <b>1:44.584</b> | +1.826 | 10:12:51.039 |
| 7                         | <b>1:43.670</b> | +0.912 | 10:14:34.709 |
| 8                         | <b>1:45.307</b> | +2.549 | 10:16:20.016 |
| 9                         | <b>1:42.758</b> | -      | 10:18:02.774 |

| Lap                      | Lap Tm          | Diff   | Time of Day  |
|--------------------------|-----------------|--------|--------------|
| <b>(44) Emmett Burke</b> |                 |        |              |
| 1                        | <b>1:53.263</b> | +9.750 | 10:04:20.719 |
| 2                        | <b>1:47.801</b> | +4.288 | 10:06:08.520 |
| 3                        | <b>1:46.808</b> | +3.295 | 10:07:55.328 |
| 4                        | <b>1:46.737</b> | +3.224 | 10:09:42.065 |
| 5                        | <b>1:45.834</b> | +2.321 | 10:11:27.899 |
| 6                        | <b>1:45.468</b> | +1.955 | 10:13:13.367 |
| 7                        | <b>1:44.657</b> | +1.144 | 10:14:58.024 |
| 8                        | <b>1:43.513</b> | -      | 10:16:41.537 |

| Lap                          | Lap Tm          | Diff    | Time of Day  |
|------------------------------|-----------------|---------|--------------|
| <b>(36) Anthony Kennaway</b> |                 |         |              |
| 1                            | <b>1:57.762</b> | +13.906 | 10:04:25.503 |
| 2                            | <b>1:47.492</b> | +3.636  | 10:06:12.995 |
| 3                            | <b>1:47.274</b> | +3.418  | 10:08:00.269 |
| 4                            | <b>1:45.611</b> | +1.755  | 10:09:45.880 |
| 5                            | <b>1:45.991</b> | +2.135  | 10:11:31.871 |
| 6                            | <b>1:45.493</b> | +1.637  | 10:13:17.364 |
| 7                            | <b>1:44.501</b> | +0.645  | 10:15:01.865 |
| 8                            | <b>1:43.856</b> | -       | 10:16:45.721 |

| Lap                       | Lap Tm          | Diff   | Time of Day  |
|---------------------------|-----------------|--------|--------------|
| <b>(97) Gareth Keevil</b> |                 |        |              |
| 1                         | <b>1:50.241</b> | +6.382 | 10:04:10.202 |
| 2                         | <b>1:44.181</b> | +0.322 | 10:05:54.383 |
| 3                         | <b>1:44.327</b> | +0.468 | 10:07:38.710 |
| 4                         | <b>1:44.243</b> | +0.384 | 10:09:22.953 |
| 5                         | <b>1:43.940</b> | +0.081 | 10:11:06.893 |
| 6                         | <b>1:43.859</b> | -      | 10:12:50.752 |
| 7                         | <b>1:45.119</b> | +1.260 | 10:14:35.871 |
| 8                         | <b>1:45.327</b> | +1.468 | 10:16:21.198 |

| Lap                   | Lap Tm          | Diff   | Time of Day  |
|-----------------------|-----------------|--------|--------------|
| <b>(85) Ben Clark</b> |                 |        |              |
| 1                     | <b>1:53.403</b> | +8.722 | 10:04:16.407 |
| 2                     | <b>1:47.919</b> | +3.238 | 10:06:04.326 |
| 3                     | <b>1:46.673</b> | +1.992 | 10:07:50.999 |
| 4                     | <b>1:46.752</b> | +2.071 | 10:09:37.751 |
| 5                     | <b>1:46.405</b> | +1.724 | 10:          |



# 4 - BMCRC - MRO CHAMPIONSHIPS 2008

DYNA-PRO SUPERSPORT 600

CADWELL PARK 2.173 Miles

QUALIFYING

26/04/2008 10:01

Qualify

| Lap | Lap Tm   | Diff   | Time of Day  |
|-----|----------|--------|--------------|
| 6   | 1:47.417 | +2.736 | 10:13:11.573 |
| 7   | 1:52.814 | +8.133 | 10:15:04.387 |
| 8   | 1:44.681 | -      | 10:16:49.068 |

(26) James Wainwright

|   |          |        |              |
|---|----------|--------|--------------|
| 1 | 1:50.109 | +5.009 | 10:04:26.072 |
| 2 | 1:45.100 | -      | 10:06:11.172 |

(11) Suham Zaki

|   |          |         |              |
|---|----------|---------|--------------|
| 1 | 1:57.550 | +12.426 | 10:04:30.286 |
| 2 | 1:51.676 | +6.552  | 10:06:21.962 |
| 3 | 1:49.666 | +4.542  | 10:08:11.628 |
| 4 | 1:48.221 | +3.097  | 10:09:59.849 |
| 5 | 1:46.838 | +1.714  | 10:11:46.687 |
| 6 | 1:46.284 | +1.160  | 10:13:32.971 |
| 7 | 1:45.124 | -       | 10:15:18.095 |
| 8 | 1:45.830 | +0.706  | 10:17:03.925 |

(10) Scott Waterson

|   |          |         |              |
|---|----------|---------|--------------|
| 1 | 1:55.838 | +10.130 | 10:04:31.692 |
| 2 | 1:51.319 | +5.611  | 10:06:23.011 |
| 3 | 1:49.588 | +3.880  | 10:08:12.599 |
| 4 | 1:47.219 | +1.511  | 10:09:59.818 |
| 5 | 1:45.708 | -       | 10:11:45.526 |
| 6 | 1:46.101 | +0.393  | 10:13:31.627 |
| 7 | 1:47.270 | +1.562  | 10:15:18.897 |

(48) Chase Collyer

|   |          |         |              |
|---|----------|---------|--------------|
| 1 | 1:57.919 | +12.196 | 10:04:24.795 |
| 2 | 1:45.723 | -       | 10:06:10.518 |

(75) Alan Lau

|   |          |         |              |
|---|----------|---------|--------------|
| 1 | 1:58.698 | +12.842 | 10:04:24.483 |
| 2 | 1:50.498 | +4.642  | 10:06:14.981 |
| 3 | 1:47.943 | +2.087  | 10:08:02.924 |
| 4 | 1:46.127 | +0.271  | 10:09:49.051 |
| 5 | 1:46.749 | +0.893  | 10:11:35.800 |
| 6 | 1:45.924 | +0.068  | 10:13:21.724 |
| 7 | 1:46.327 | +0.471  | 10:15:08.051 |
| 8 | 1:45.856 | -       | 10:16:53.907 |

(64) Steve De La Cour

|   |          |        |              |
|---|----------|--------|--------------|
| 1 | 2:01.151 | +7.956 | 10:04:23.838 |
| 2 | 1:57.048 | +3.853 | 10:06:20.886 |
| 3 | 1:58.473 | +5.278 | 10:08:19.359 |
| 4 | 1:53.929 | +0.734 | 10:10:13.288 |
| 5 | 1:53.734 | +0.539 | 10:12:07.022 |
| 6 | 1:54.387 | +1.192 | 10:14:01.409 |
| 7 | 1:53.195 | -      | 10:15:54.604 |

(16) Martin Booker

|   |          |        |              |
|---|----------|--------|--------------|
| 1 | 2:04.794 | +5.697 | 10:04:30.256 |
| 2 | 1:59.097 | -      | 10:06:29.353 |
| 3 | 2:02.250 | +3.153 | 10:08:31.603 |
| 4 | 2:01.242 | +2.145 | 10:10:32.845 |
| 5 | 2:00.280 | +1.183 | 10:12:33.125 |
| 6 | 1:59.504 | +0.407 | 10:14:32.629 |
| 7 | 1:59.434 | +0.337 | 10:16:32.063 |

Chief Timekeeper

Orbits 4



www.amb-it.com  
www.mylaps.com

Licensed to: RS Sports Timing



# 4 - BMCRC - MRO CHAMPIONSHIPS 2008

Sorted on Laps

DYNA-PRO SUPERSPORT 600

CADWELL PARK 2.173 Miles

RACE 4

26/04/2008 12:45

Race (4 Laps)

| Pos | No. | Name               | Class | Bike             | Laps | Total Tm | Diff      | Avg. Speed | Best Tm  | In Lap | Best Spd | Sponsor              |
|-----|-----|--------------------|-------|------------------|------|----------|-----------|------------|----------|--------|----------|----------------------|
| 1   | 87  | Billy Mellor       | SS    | Suzuki GSXR 600  | 4    | 6:28.091 | -         | 80.629     | 1:34.656 | 2      | 82.645   | Form-IT Construction |
| 2   | 35  | Thomas Dean        | SS    | Yamaha R6 600    | 4    | 6:37.273 | +9.182    | 78.765     | 1:37.972 | 4      | 79.847   | Castrol              |
| 3   | 3   | Mark Cringle       | C     | Triumph 675      | 4    | 6:38.467 | +10.376   | 78.529     | 1:37.829 | 3      | 79.964   | Cringle Racing Ltd   |
| 4   | 81  | Paul King          | C     | Yamaha R6 600    | 4    | 6:38.935 | +10.844   | 78.437     | 1:37.482 | 3      | 80.249   |                      |
| 5   | 21  | Richard Marchant   | SS    | Yamaha R6 600    | 4    | 6:41.710 | +13.619   | 77.895     | 1:38.235 | 3      | 79.634   | Actfast Locksmiths   |
| 6   | 2   | Sy Langford        | C     | Suzuki GSXR 600  | 4    | 6:42.967 | +14.876   | 77.652     | 1:38.475 | 2      | 79.439   | Purkiss Brothers     |
| 7   | 57  | Michael Smith      | SS    | Suzuki GSXR 600  | 4    | 6:43.465 | +15.374   | 77.556     | 1:38.338 | 3      | 79.550   |                      |
| 8   | 48  | Chase Collyer      | SS    | Yamaha R6 600    | 4    | 6:44.646 | +16.555   | 77.330     | 1:38.340 | 4      | 79.549   | Mike Smith Tuning    |
| 9   | 82  | Ben Cater          | SS    | Triumph 675      | 4    | 6:46.732 | +18.641   | 76.933     | 1:38.919 | 2      | 79.083   | Classic Car Club     |
| 10  | 26  | James Wainwright   | SS    | Triumph 675      | 4    | 6:47.545 | +19.454   | 76.780     | 1:38.650 | 4      | 79.299   |                      |
| 11  | 54  | Robert Hollingsbee | C     | Yamaha R6 600    | 4    | 6:49.412 | +21.321   | 76.430     | 1:40.273 | 3      | 78.015   | Trulloholidays.com   |
| 12  | 73  | Sarah Jordan       | SS    | Suzuki GSXR 600  | 4    | 6:51.157 | +23.066   | 76.105     | 1:40.254 | 2      | 78.030   |                      |
| 13  | 63  | Derek Pickett      | C     | Yamaha R6 600    | 4    | 6:53.426 | +25.335   | 75.688     | 1:40.804 | 2      | 77.604   | SAC Racing           |
| 14  | 93  | Liam Marchant      | SS    | Yamaha R6 600    | 4    | 6:56.429 | +28.338   | 75.142     | 1:42.036 | 3      | 76.667   | Drury Engineering    |
| 15  | 14  | Chris Burrage      | C     | Kawasaki ZXR 600 | 4    | 6:58.939 | +30.848   | 74.692     | 1:42.237 | 3      | 76.516   |                      |
| 16  | 97  | Gareth Keevil      | C     | Honda CBR 600    | 4    | 6:59.427 | +31.336   | 74.605     | 1:41.936 | 3      | 76.742   | G Keevil Ltd         |
| 17  | 10  | Scott Waterson     | SS    | Suzuki GSXR 600  | 4    | 7:01.998 | +33.907   | 74.150     | 1:42.860 | 3      | 76.053   |                      |
| 18  | 61  | Paul Welch         | SS    | Yamaha R6 600    | 4    | 7:02.103 | +34.012   | 74.132     | 1:42.692 | 3      | 76.177   | Dalco                |
| 19  | 11  | Suham Zaki         | C     | Yamaha R6 600    | 4    | 7:02.600 | +34.509   | 74.044     | 1:42.451 | 3      | 76.357   |                      |
| 20  | 36  | Anthony Kennaway   | C     | Yamaha R6 600    | 4    | 7:02.877 | +34.786   | 73.996     | 1:42.548 | 3      | 76.284   |                      |
| 21  | 75  | Alan Lau           | C     | Suzuki GSXR 600  | 4    | 7:10.206 | +42.115   | 72.735     | 1:43.326 | 4      | 75.710   |                      |
| 22  | 85  | Ben Clark          | C     | Honda CBR 600    | 4    | 7:11.528 | +43.437   | 72.513     | 1:45.367 | 2      | 74.243   |                      |
| 23  | 44  | Emmett Burke       | C     | Honda CBR 600    | 4    | 7:20.581 | +52.490   | 71.023     | 1:41.735 | 3      | 76.894   |                      |
| 24  | 64  | Steve De La Cour   | C     | Kawasaki ZXR 600 | 4    | 7:40.759 | +1:12.668 | 67.912     | 1:51.259 | 2      | 70.312   |                      |
| 25  | 16  | Martin Booker      | C     | Yamaha R6 600    | 4    | 7:48.413 | +1:20.322 | 66.803     | 1:55.385 | 2      | 67.797   |                      |

### Announcements

20 SECOND PENALTY TO BIKE 44 FOR A JUMP START.

| Margin of Victory | Avg. Speed | Best Lap Tm | Best Spd | Best Lap by       |
|-------------------|------------|-------------|----------|-------------------|
| +9.182            | 80.629     | 1:34.656    | 82.645   | [87] Billy Mellor |

Chief Timekeeper

Orbits 4



www.amb-it.com  
www.mylaps.com

Licensed to: RS Sports Timing



## 4 - BMCRC - MRO CHAMPIONSHIPS 2008

Lapchart

DYNA-PRO SUPERSPORT 600

CADWELL PARK 2.173 Miles

RACE 4

26/04/2008 12:45

Race (4 Laps)

| Competitors             | Laps |    |    |    |    |
|-------------------------|------|----|----|----|----|
|                         | 0    | 1  | 2  | 3  | 4  |
| Billy Mellor (87)       | 1    | 87 | 87 | 87 | 87 |
| Thomas Dean (35)        | 2    | 35 | 35 | 35 | 35 |
| Mark Cringle (3)        | 3    | 3  | 3  | 3  | 3  |
| Michael Smith (57)      | 4    | 57 | 81 | 81 | 81 |
| Paul King (81)          | 5    | 81 | 21 | 21 | 21 |
| Robert Hollingsbee (54) | 6    | 54 | 2  | 2  | 2  |
| Sy Langford (2)         | 7    | 2  | 57 | 82 | 57 |
| Sarah Jordan (73)       | 8    | 73 | 82 | 57 | 48 |
| Richard Marchant (21)   | 9    | 21 | 54 | 48 | 82 |
| Ben Cater (82)          | 10   | 82 | 48 | 54 | 26 |
| Liam Marchant (93)      | 11   | 93 | 93 | 73 | 26 |
| Emmett Burke (44)       | 12   | 44 | 73 | 26 | 73 |
| Derek Pickett (63)      | 13   | 63 | 26 | 93 | 63 |
| Chris Burrage (14)      | 14   | 14 | 63 | 63 | 93 |
| Paul Welch (61)         | 15   | 61 | 44 | 14 | 14 |
| Gareth Keevil (97)      | 16   | 97 | 14 | 44 | 97 |
| Scott Waterson (10)     | 17   | 10 | 10 | 97 | 97 |
| Chase Collyer (48)      | 18   | 48 | 97 | 10 | 10 |
| James Wainwright (26)   | 19   | 26 | 61 | 61 | 61 |
| Anthony Kennaway (36)   | 20   | 36 | 36 | 11 | 11 |
| Ben Clark (85)          | 21   | 85 | 11 | 36 | 36 |
| Suham Zaki (11)         | 22   | 11 | 85 | 85 | 75 |
| Alan Lau (75)           | 23   | 75 | 75 | 75 | 85 |
| Steve De La Cour (64)   | 24   | 64 | 16 | 64 | 64 |
| Martin Booker (16)      | 25   | 16 | 64 | 16 | 16 |

Chief Timekeeper

Orbits 4



[www.amb-it.com](http://www.amb-it.com)  
[www.mylaps.com](http://www.mylaps.com)

Licensed to: RS Sports Timing



# 4 - BMCRC - MRO CHAMPIONSHIPS 2008

## DYNA-PRO SUPERSPORT 600

## CADWELL PARK 2.173 Miles

### RACE 4

### 26/04/2008 12:45

### Race (4 Laps)

| Lap                      | Lap Tm          | Diff   | Time of Day  |
|--------------------------|-----------------|--------|--------------|
| <b>(87) Billy Mellor</b> |                 |        |              |
| 1                        | <b>1:38.858</b> | +4.202 | 12:47:00.382 |
| 2                        | <b>1:34.656</b> | -      | 12:48:35.038 |
| 3                        | <b>1:35.534</b> | +0.878 | 12:50:10.572 |
| 4                        | <b>1:37.324</b> | +2.668 | 12:51:47.896 |

|                         |                 |        |              |
|-------------------------|-----------------|--------|--------------|
| <b>(35) Thomas Dean</b> |                 |        |              |
| 1                       | <b>1:40.891</b> | +2.919 | 12:47:02.768 |
| 2                       | <b>1:38.335</b> | +0.363 | 12:48:41.103 |
| 3                       | <b>1:38.003</b> | +0.031 | 12:50:19.106 |
| 4                       | <b>1:37.972</b> | -      | 12:51:57.078 |

|                         |                 |        |              |
|-------------------------|-----------------|--------|--------------|
| <b>(3) Mark Cringle</b> |                 |        |              |
| 1                       | <b>1:42.238</b> | +4.409 | 12:47:04.307 |
| 2                       | <b>1:38.244</b> | +0.415 | 12:48:42.551 |
| 3                       | <b>1:37.829</b> | -      | 12:50:20.380 |
| 4                       | <b>1:37.892</b> | +0.063 | 12:51:58.272 |

|                       |                 |        |              |
|-----------------------|-----------------|--------|--------------|
| <b>(81) Paul King</b> |                 |        |              |
| 1                     | <b>1:43.170</b> | +5.688 | 12:47:05.426 |
| 2                     | <b>1:37.984</b> | +0.502 | 12:48:43.410 |
| 3                     | <b>1:37.482</b> | -      | 12:50:20.892 |
| 4                     | <b>1:37.848</b> | +0.366 | 12:51:58.740 |

|                              |                 |        |              |
|------------------------------|-----------------|--------|--------------|
| <b>(21) Richard Marchant</b> |                 |        |              |
| 1                            | <b>1:43.385</b> | +5.150 | 12:47:06.039 |
| 2                            | <b>1:38.547</b> | +0.312 | 12:48:44.586 |
| 3                            | <b>1:38.235</b> | -      | 12:50:22.821 |
| 4                            | <b>1:38.694</b> | +0.459 | 12:52:01.515 |

|                        |                 |        |              |
|------------------------|-----------------|--------|--------------|
| <b>(2) Sy Langford</b> |                 |        |              |
| 1                      | <b>1:43.685</b> | +5.210 | 12:47:06.260 |
| 2                      | <b>1:38.475</b> | -      | 12:48:44.735 |
| 3                      | <b>1:38.953</b> | +0.478 | 12:50:23.688 |
| 4                      | <b>1:39.084</b> | +0.609 | 12:52:02.772 |

|                           |                 |        |              |
|---------------------------|-----------------|--------|--------------|
| <b>(57) Michael Smith</b> |                 |        |              |
| 1                         | <b>1:44.850</b> | +6.512 | 12:47:06.982 |
| 2                         | <b>1:39.430</b> | +1.092 | 12:48:46.412 |
| 3                         | <b>1:38.338</b> | -      | 12:50:24.750 |
| 4                         | <b>1:38.520</b> | +0.182 | 12:52:03.270 |

|                           |                 |        |              |
|---------------------------|-----------------|--------|--------------|
| <b>(48) Chase Collyer</b> |                 |        |              |
| 1                         | <b>1:44.745</b> | +6.405 | 12:47:08.193 |
| 2                         | <b>1:38.461</b> | +0.121 | 12:48:46.654 |
| 3                         | <b>1:39.457</b> | +1.117 | 12:50:26.111 |
| 4                         | <b>1:38.340</b> | -      | 12:52:04.451 |

|                       |                 |        |              |
|-----------------------|-----------------|--------|--------------|
| <b>(82) Ben Cater</b> |                 |        |              |
| 1                     | <b>1:44.423</b> | +5.504 | 12:47:07.080 |
| 2                     | <b>1:38.919</b> | -      | 12:48:45.999 |
| 3                     | <b>1:40.109</b> | +1.190 | 12:50:26.108 |
| 4                     | <b>1:40.429</b> | +1.510 | 12:52:06.537 |

|                              |                 |        |              |
|------------------------------|-----------------|--------|--------------|
| <b>(26) James Wainwright</b> |                 |        |              |
| 1                            | <b>1:46.351</b> | +7.701 | 12:47:09.951 |
| 2                            | <b>1:39.535</b> | +0.885 | 12:48:49.486 |
| 3                            | <b>1:39.214</b> | +0.564 | 12:50:28.700 |
| 4                            | <b>1:38.650</b> | -      | 12:52:07.350 |

|                                |                 |        |              |
|--------------------------------|-----------------|--------|--------------|
| <b>(54) Robert Hollingsbee</b> |                 |        |              |
| 1                              | <b>1:45.188</b> | +4.915 | 12:47:07.691 |
| 2                              | <b>1:40.666</b> | +0.393 | 12:48:48.357 |
| 3                              | <b>1:40.273</b> | -      | 12:50:28.630 |
| 4                              | <b>1:40.587</b> | +0.314 | 12:52:09.217 |

|                          |                 |        |              |
|--------------------------|-----------------|--------|--------------|
| <b>(73) Sarah Jordan</b> |                 |        |              |
| 1                        | <b>1:46.477</b> | +6.223 | 12:47:09.086 |
| 2                        | <b>1:40.254</b> | -      | 12:48:49.340 |
| 3                        | <b>1:40.960</b> | +0.706 | 12:50:30.300 |
| 4                        | <b>1:40.662</b> | +0.408 | 12:52:10.962 |

|                           |                 |        |              |
|---------------------------|-----------------|--------|--------------|
| <b>(63) Derek Pickett</b> |                 |        |              |
| 1                         | <b>1:47.394</b> | +6.590 | 12:47:10.384 |
| 2                         | <b>1:40.804</b> | -      | 12:48:51.188 |
| 3                         | <b>1:41.012</b> | +0.208 | 12:50:32.200 |
| 4                         | <b>1:41.031</b> | +0.227 | 12:52:13.231 |

|                           |                 |        |              |
|---------------------------|-----------------|--------|--------------|
| <b>(93) Liam Marchant</b> |                 |        |              |
| 1                         | <b>1:45.555</b> | +3.519 | 12:47:08.475 |
| 2                         | <b>1:42.552</b> | +0.516 | 12:48:51.027 |
| 3                         | <b>1:42.036</b> | -      | 12:50:33.063 |
| 4                         | <b>1:43.171</b> | +1.135 | 12:52:16.234 |

|                           |                 |        |              |
|---------------------------|-----------------|--------|--------------|
| <b>(14) Chris Burrage</b> |                 |        |              |
| 1                         | <b>1:47.963</b> | +5.726 | 12:47:10.965 |
| 2                         | <b>1:42.537</b> | +0.300 | 12:48:53.502 |
| 3                         | <b>1:42.237</b> | -      | 12:50:35.739 |
| 4                         | <b>1:43.005</b> | +0.768 | 12:52:18.744 |

|                           |                 |        |              |
|---------------------------|-----------------|--------|--------------|
| <b>(97) Gareth Keevil</b> |                 |        |              |
| 1                         | <b>1:48.678</b> | +6.742 | 12:47:12.002 |
| 2                         | <b>1:42.587</b> | +0.651 | 12:48:54.589 |
| 3                         | <b>1:41.936</b> | -      | 12:50:36.525 |
| 4                         | <b>1:42.707</b> | +0.771 | 12:52:19.232 |

|                            |                 |        |              |
|----------------------------|-----------------|--------|--------------|
| <b>(10) Scott Waterson</b> |                 |        |              |
| 1                          | <b>1:48.105</b> | +5.245 | 12:47:11.478 |
| 2                          | <b>1:43.675</b> | +0.815 | 12:48:55.153 |
| 3                          | <b>1:42.860</b> | -      | 12:50:38.013 |
| 4                          | <b>1:43.790</b> | +0.930 | 12:52:21.803 |

|                        |                 |        |              |
|------------------------|-----------------|--------|--------------|
| <b>(61) Paul Welch</b> |                 |        |              |
| 1                      | <b>1:49.116</b> | +6.424 | 12:47:12.160 |
| 2                      | <b>1:43.342</b> | +0.650 | 12:48:55.502 |
| 3                      | <b>1:42.692</b> | -      | 12:50:38.194 |
| 4                      | <b>1:43.714</b> | +1.022 | 12:52:21.908 |

|                        |                 |        |              |
|------------------------|-----------------|--------|--------------|
| <b>(11) Suham Zaki</b> |                 |        |              |
| 1                      | <b>1:49.670</b> | +7.219 | 12:47:13.574 |
| 2                      | <b>1:42.922</b> | +0.471 | 12:48:56.496 |
| 3                      | <b>1:42.451</b> | -      | 12:50:38.947 |
| 4                      | <b>1:43.458</b> | +1.007 | 12:52:22.405 |

|                              |                 |        |              |
|------------------------------|-----------------|--------|--------------|
| <b>(36) Anthony Kennaway</b> |                 |        |              |
| 1                            | <b>1:49.242</b> | +6.694 | 12:47:12.859 |
| 2                            | <b>1:43.942</b> | +1.394 | 12:48:56.801 |
| 3                            | <b>1:42.548</b> | -      | 12:50:39.349 |
| 4                            | <b>1:43.333</b> | +0.785 | 12:52:22.682 |

|                      |                 |         |              |
|----------------------|-----------------|---------|--------------|
| <b>(75) Alan Lau</b> |                 |         |              |
| 1                    | <b>1:55.263</b> | +11.937 | 12:47:19.517 |
| 2                    | <b>1:43.815</b> | +0.489  | 12:49:03.332 |
| 3                    | <b>1:43.353</b> | +0.027  | 12:50:46.685 |
| 4                    | <b>1:43.326</b> | -       | 12:52:30.011 |

|                       |                 |        |              |
|-----------------------|-----------------|--------|--------------|
| <b>(85) Ben Clark</b> |                 |        |              |
| 1                     | <b>1:50.962</b> | +5.595 | 12:47:14.634 |
| 2                     | <b>1:45.367</b> | -      | 12:49:00.001 |
| 3                     | <b>1:45.832</b> | +0.465 | 12:50:45.833 |
| 4                     | <b>1:45.500</b> | +0.133 | 12:52:31.333 |

Chief Timekeeper

Orbits 4



www.amb-it.com  
www.mylaps.com

Licensed to: RS Sports Timing



# 4 - BMCRC - MRO CHAMPIONSHIPS 2008

Sorted on Laps

DYNA-PRO SUPERSPORT 600

CADWELL PARK 2.173 Miles

RACE 11

26/04/2008 16:55

Race (5 Laps)

| Pos            | No. | Name               | Class | Bike             | Laps | Total Tm | Diff      | Avg. Speed | Best Tm  | In Lap | Best Spd | Sponsor              |
|----------------|-----|--------------------|-------|------------------|------|----------|-----------|------------|----------|--------|----------|----------------------|
| 1              | 87  | Billy Mellor       | SS    | Suzuki GSXR 600  | 5    | 8:07.667 | -         | 80.206     | 1:34.657 | 4      | 82.644   | Form-IT Construction |
| 2              | 18  | Liam Lyon          | SS    | Yamaha R6 600    | 5    | 8:11.927 | +4.260    | 79.512     | 1:36.999 | 4      | 80.648   | Seton Tuning         |
| 3              | 3   | Mark Cringle       | C     | Triumph 675      | 5    | 8:12.595 | +4.928    | 79.404     | 1:36.329 | 4      | 81.209   | Cringle Racing Ltd   |
| 4              | 59  | Rob Hoyles         | SS    | Yamaha R6 600    | 5    | 8:14.983 | +7.316    | 79.021     | 1:37.572 | 5      | 80.175   | robhoyles.com        |
| 5              | 35  | Thomas Dean        | SS    | Yamaha R6 600    | 5    | 8:16.418 | +8.751    | 78.792     | 1:37.631 | 4      | 80.126   | Castrol              |
| 6              | 21  | Richard Marchant   | SS    | Yamaha R6 600    | 5    | 8:17.124 | +9.457    | 78.681     | 1:37.516 | 4      | 80.221   | Actfast Locksmiths   |
| 7              | 82  | Ben Cater          | SS    | Triumph 675      | 5    | 8:26.134 | +18.467   | 77.280     | 1:39.425 | 4      | 78.680   | Classic Car Club     |
| 8              | 2   | Sy Langford        | C     | Suzuki GSXR 600  | 5    | 8:26.253 | +18.586   | 77.262     | 1:39.660 | 5      | 78.495   | Purkiss Brothers     |
| 9              | 48  | Chase Collyer      | SS    | Yamaha R6 600    | 5    | 8:26.268 | +18.601   | 77.259     | 1:38.781 | 3      | 79.193   | Mike Smith Tuning    |
| 10             | 81  | Paul King          | C     | Yamaha R6 600    | 5    | 8:26.862 | +19.195   | 77.169     | 1:39.492 | 5      | 78.627   |                      |
| 11             | 57  | Michael Smith      | SS    | Suzuki GSXR 600  | 5    | 8:27.622 | +19.955   | 77.053     | 1:39.874 | 2      | 78.327   |                      |
| 12             | 63  | Derek Pickett      | C     | Yamaha R6 600    | 5    | 8:29.352 | +21.685   | 76.792     | 1:40.110 | 5      | 78.142   | SAC Racing           |
| 13             | 73  | Sarah Jordan       | SS    | Suzuki GSXR 600  | 5    | 8:32.668 | +25.001   | 76.295     | 1:39.991 | 5      | 78.235   |                      |
| 14             | 93  | Liam Marchant      | SS    | Yamaha R6 600    | 5    | 8:33.122 | +25.455   | 76.227     | 1:39.956 | 5      | 78.262   | Drury Engineering    |
| 15             | 26  | James Wainwright   | SS    | Triumph 675      | 5    | 8:33.757 | +26.090   | 76.133     | 1:39.167 | 5      | 78.885   |                      |
| 16             | 14  | Chris Burrage      | C     | Kawasaki ZXR 600 | 5    | 8:44.581 | +36.914   | 74.562     | 1:42.920 | 4      | 76.009   |                      |
| 17             | 54  | Robert Hollingsbee | C     | Yamaha R6 600    | 5    | 8:44.932 | +37.265   | 74.513     | 1:42.445 | 3      | 76.361   | Trulloholidays.com   |
| 18             | 10  | Scott Waterson     | SS    | Suzuki GSXR 600  | 5    | 8:46.674 | +39.007   | 74.266     | 1:42.872 | 4      | 76.044   |                      |
| 19             | 44  | Emmett Burke       | C     | Honda CBR 600    | 5    | 8:47.008 | +39.341   | 74.219     | 1:42.170 | 5      | 76.567   |                      |
| 20             | 85  | Ben Clark          | C     | Honda CBR 600    | 5    | 8:58.597 | +50.930   | 72.622     | 1:45.550 | 5      | 74.115   |                      |
| 21             | 11  | Suham Zaki         | C     | Yamaha R6 600    | 5    | 8:58.653 | +50.986   | 72.614     | 1:45.579 | 5      | 74.094   |                      |
| 22             | 64  | Steve De La Cour   | C     | Kawasaki ZXR 600 | 5    | 9:47.857 | +1:40.190 | 66.537     | 1:54.459 | 2      | 68.346   |                      |
| 23             | 16  | Martin Booker      | C     | Yamaha R6 600    | 5    | 9:48.480 | +1:40.813 | 66.466     | 1:54.624 | 2      | 68.247   |                      |
| Not classified |     |                    |       |                  |      |          |           |            |          |        |          |                      |
| DNF            | 61  | Paul Welch         | SS    | Yamaha R6 600    | 4    | 6:53.662 | -         | 75.644     | 1:40.854 | 4      | 77.566   | Dalco                |
| DNF            | 75  | Alan Lau           | C     | Suzuki GSXR 600  | 1    | 1:54.658 | -         | 68.227     | 1:50.462 | 1      | 70.819   |                      |

| Margin of Victory | Avg. Speed | Best Lap Tm | Best Spd | Best Lap by       |
|-------------------|------------|-------------|----------|-------------------|
| +4.260            | 80.206     | 1:34.657    | 82.644   | [87] Billy Mellor |

Chief Timekeeper

Orbits 4



www.amb-it.com  
www.mylaps.com

Licensed to: RS Sports Timing



# 4 - BMCRC - MRO CHAMPIONSHIPS 2008

Lapchart


DYNA-PRO SUPERSPORT 600

CADWELL PARK 2.173 Miles

RACE 11

26/04/2008 16:55

Race (5 Laps)



| Competitors             | Laps |    |    |    |    |    |    |
|-------------------------|------|----|----|----|----|----|----|
|                         | 0    | 1  | 2  | 3  | 4  | 5  |    |
| Liam Lyon (18)          | 1    | 18 | 59 | 18 | 87 | 87 | 87 |
| Billy Mellor (87)       | 2    | 87 | 18 | 87 | 18 | 18 | 18 |
| Rob Hoyles (59)         | 3    | 59 | 87 | 59 | 59 | 3  | 3  |
| Thomas Dean (35)        | 4    | 35 | 35 | 35 | 3  | 59 | 59 |
| Mark Cringle (3)        | 5    | 3  | 3  | 3  | 35 | 35 | 35 |
| Michael Smith (57)      | 6    | 57 | 21 | 21 | 21 | 21 | 21 |
| Paul King (81)          | 7    | 81 | 82 | 82 | 82 | 82 | 82 |
| Ben Cater (82)          | 8    | 82 | 2  | 2  | 2  | 2  | 2  |
| Robert Hollingsbee (54) | 9    | 54 | 57 | 57 | 81 | 48 | 48 |
| Sarah Jordan (73)       | 10   | 73 | 81 | 81 | 48 | 81 | 81 |
| Richard Marchant (21)   | 11   | 21 | 63 | 48 | 57 | 57 | 57 |
| Sy Langford (2)         | 12   | 2  | 73 | 63 | 63 | 63 | 63 |
| Derek Pickett (63)      | 13   | 63 | 48 | 73 | 73 | 73 | 73 |
| Chris Burrage (14)      | 14   | 14 | 61 | 61 | 93 | 93 | 93 |
| Liam Marchant (93)      | 15   | 93 | 93 | 93 | 61 | 61 | 26 |
| Paul Welch (61)         | 16   | 61 | 14 | 26 | 26 | 26 | 14 |
| Chase Collyer (48)      | 17   | 48 | 26 | 14 | 14 | 14 | 54 |
| Scott Waterson (10)     | 18   | 10 | 54 | 54 | 54 | 54 | 10 |
| Emmett Burke (44)       | 19   | 44 | 10 | 10 | 10 | 10 | 44 |
| Ben Clark (85)          | 20   | 85 | 44 | 44 | 44 | 44 | 85 |
| James Wainwright (26)   | 21   | 26 | 75 | 85 | 85 | 85 | 11 |
| Suham Zaki (11)         | 22   | 11 | 85 | 11 | 11 | 11 | 64 |
| Alan Lau (75)           | 23   | 75 | 11 | 64 | 64 | 64 | 16 |
| Steve De La Cour (64)   | 24   | 64 | 64 | 16 | 16 | 16 |    |
| Martin Booker (16)      | 25   | 16 | 16 |    |    |    |    |

Chief Timekeeper

Orbits 4



www.amb-it.com  
www.mylaps.com

Licensed to: RS Sports Timing



# 4 - BMCRC - MRO CHAMPIONSHIPS 2008

## DYNA-PRO SUPERSPORT 600

## CADWELL PARK 2.173 Miles

### RACE 11

### 26/04/2008 16:55

### Race (5 Laps)

| Lap                          | Lap Tm          | Diff   | Time of Day  |
|------------------------------|-----------------|--------|--------------|
| <b>(87) Billy Mellor</b>     |                 |        |              |
| 1                            | <b>1:41.425</b> | +6.768 | 16:57:32.296 |
| 2                            | <b>1:37.476</b> | +2.819 | 16:59:09.772 |
| 3                            | <b>1:35.633</b> | +0.976 | 17:00:45.405 |
| 4                            | <b>1:34.657</b> | -      | 17:02:20.062 |
| 5                            | <b>1:36.778</b> | +2.121 | 17:03:56.840 |
| <b>(18) Liam Lyon</b>        |                 |        |              |
| 1                            | <b>1:41.169</b> | +4.170 | 16:57:32.029 |
| 2                            | <b>1:37.304</b> | +0.305 | 16:59:09.333 |
| 3                            | <b>1:37.140</b> | +0.141 | 17:00:46.473 |
| 4                            | <b>1:36.999</b> | -      | 17:02:23.472 |
| 5                            | <b>1:37.628</b> | +0.629 | 17:04:01.100 |
| <b>(3) Mark Cringle</b>      |                 |        |              |
| 1                            | <b>1:42.662</b> | +6.333 | 16:57:33.937 |
| 2                            | <b>1:37.790</b> | +1.461 | 16:59:11.727 |
| 3                            | <b>1:37.282</b> | +0.953 | 17:00:49.009 |
| 4                            | <b>1:36.329</b> | -      | 17:02:25.338 |
| 5                            | <b>1:36.430</b> | +0.101 | 17:04:01.768 |
| <b>(59) Rob Hoyles</b>       |                 |        |              |
| 1                            | <b>1:40.612</b> | +3.040 | 16:57:31.530 |
| 2                            | <b>1:39.585</b> | +2.013 | 16:59:11.115 |
| 3                            | <b>1:37.800</b> | +0.228 | 17:00:48.915 |
| 4                            | <b>1:37.669</b> | +0.097 | 17:02:26.584 |
| 5                            | <b>1:37.572</b> | -      | 17:04:04.156 |
| <b>(35) Thomas Dean</b>      |                 |        |              |
| 1                            | <b>1:42.454</b> | +4.823 | 16:57:33.581 |
| 2                            | <b>1:38.032</b> | +0.401 | 16:59:11.613 |
| 3                            | <b>1:38.316</b> | +0.685 | 17:00:49.929 |
| 4                            | <b>1:37.631</b> | -      | 17:02:27.560 |
| 5                            | <b>1:38.031</b> | +0.400 | 17:04:05.591 |
| <b>(21) Richard Marchant</b> |                 |        |              |
| 1                            | <b>1:42.449</b> | +4.933 | 16:57:34.340 |
| 2                            | <b>1:37.978</b> | +0.462 | 16:59:12.318 |
| 3                            | <b>1:38.301</b> | +0.785 | 17:00:50.619 |
| 4                            | <b>1:37.516</b> | -      | 17:02:28.135 |
| 5                            | <b>1:38.162</b> | +0.646 | 17:04:06.297 |
| <b>(82) Ben Cater</b>        |                 |        |              |
| 1                            | <b>1:43.243</b> | +3.818 | 16:57:35.060 |
| 2                            | <b>1:40.076</b> | +0.651 | 16:59:15.136 |
| 3                            | <b>1:40.567</b> | +1.142 | 17:00:55.703 |
| 4                            | <b>1:39.425</b> | -      | 17:02:35.128 |
| 5                            | <b>1:40.179</b> | +0.754 | 17:04:15.307 |
| <b>(2) Sy Langford</b>       |                 |        |              |
| 1                            | <b>1:43.536</b> | +3.876 | 16:57:35.485 |
| 2                            | <b>1:40.258</b> | +0.598 | 16:59:15.743 |
| 3                            | <b>1:40.155</b> | +0.495 | 17:00:55.898 |
| 4                            | <b>1:39.868</b> | +0.208 | 17:02:35.766 |
| 5                            | <b>1:39.660</b> | -      | 17:04:15.426 |
| <b>(48) Chase Collyer</b>    |                 |        |              |
| 1                            | <b>1:45.343</b> | +6.562 | 16:57:37.989 |
| 2                            | <b>1:39.648</b> | +0.867 | 16:59:17.637 |
| 3                            | <b>1:38.781</b> | -      | 17:00:56.418 |
| 4                            | <b>1:40.060</b> | +1.279 | 17:02:36.478 |
| 5                            | <b>1:38.963</b> | +0.182 | 17:04:15.441 |
| <b>(81) Paul King</b>        |                 |        |              |
| 1                            | <b>1:45.290</b> | +5.798 | 16:57:36.817 |

| Lap                            | Lap Tm          | Diff   | Time of Day  |
|--------------------------------|-----------------|--------|--------------|
| 2                              | <b>1:39.706</b> | +0.214 | 16:59:16.523 |
| 3                              | <b>1:39.764</b> | +0.272 | 17:00:56.287 |
| 4                              | <b>1:40.256</b> | +0.764 | 17:02:36.543 |
| 5                              | <b>1:39.492</b> | -      | 17:04:16.035 |
| <b>(57) Michael Smith</b>      |                 |        |              |
| 1                              | <b>1:45.070</b> | +5.196 | 16:57:36.575 |
| 2                              | <b>1:39.874</b> | -      | 16:59:16.449 |
| 3                              | <b>1:39.992</b> | +0.118 | 17:00:56.441 |
| 4                              | <b>1:40.133</b> | +0.259 | 17:02:36.574 |
| 5                              | <b>1:40.221</b> | +0.347 | 17:04:16.795 |
| <b>(63) Derek Pickett</b>      |                 |        |              |
| 1                              | <b>1:45.265</b> | +5.155 | 16:57:37.397 |
| 2                              | <b>1:40.278</b> | +0.168 | 16:59:17.675 |
| 3                              | <b>1:40.232</b> | +0.122 | 17:00:57.907 |
| 4                              | <b>1:40.508</b> | +0.398 | 17:02:38.415 |
| 5                              | <b>1:40.110</b> | -      | 17:04:18.525 |
| <b>(73) Sarah Jordan</b>       |                 |        |              |
| 1                              | <b>1:46.052</b> | +6.061 | 16:57:37.926 |
| 2                              | <b>1:41.653</b> | +1.662 | 16:59:19.579 |
| 3                              | <b>1:41.197</b> | +1.206 | 17:01:00.776 |
| 4                              | <b>1:41.074</b> | +1.083 | 17:02:41.850 |
| 5                              | <b>1:39.991</b> | -      | 17:04:21.841 |
| <b>(93) Liam Marchant</b>      |                 |        |              |
| 1                              | <b>1:47.390</b> | +7.434 | 16:57:39.636 |
| 2                              | <b>1:41.508</b> | +1.552 | 16:59:21.144 |
| 3                              | <b>1:40.042</b> | +0.086 | 17:01:01.186 |
| 4                              | <b>1:41.153</b> | +1.197 | 17:02:42.339 |
| 5                              | <b>1:39.956</b> | -      | 17:04:22.295 |
| <b>(26) James Wainwright</b>   |                 |        |              |
| 1                              | <b>1:48.594</b> | +9.427 | 16:57:41.444 |
| 2                              | <b>1:41.735</b> | +2.568 | 16:59:23.179 |
| 3                              | <b>1:40.466</b> | +1.299 | 17:01:03.645 |
| 4                              | <b>1:40.118</b> | +0.951 | 17:02:43.763 |
| 5                              | <b>1:39.167</b> | -      | 17:04:22.930 |
| <b>(14) Chris Burrage</b>      |                 |        |              |
| 1                              | <b>1:49.131</b> | +6.211 | 16:57:41.357 |
| 2                              | <b>1:43.180</b> | +0.260 | 16:59:24.537 |
| 3                              | <b>1:42.943</b> | +0.023 | 17:01:07.480 |
| 4                              | <b>1:42.920</b> | -      | 17:02:50.400 |
| 5                              | <b>1:43.354</b> | +0.434 | 17:04:33.754 |
| <b>(54) Robert Hollingsbee</b> |                 |        |              |
| 1                              | <b>1:50.209</b> | +7.764 | 16:57:42.046 |
| 2                              | <b>1:43.264</b> | +0.819 | 16:59:25.310 |
| 3                              | <b>1:42.445</b> | -      | 17:01:07.755 |
| 4                              | <b>1:42.875</b> | +0.430 | 17:02:50.630 |
| 5                              | <b>1:43.475</b> | +1.030 | 17:04:34.105 |
| <b>(10) Scott Waterson</b>     |                 |        |              |
| 1                              | <b>1:49.926</b> | +7.054 | 16:57:42.584 |
| 2                              | <b>1:43.410</b> | +0.538 | 16:59:25.994 |
| 3                              | <b>1:42.988</b> | +0.116 | 17:01:08.982 |
| 4                              | <b>1:42.872</b> | -      | 17:02:51.854 |
| 5                              | <b>1:43.993</b> | +1.121 | 17:04:35.847 |
| <b>(44) Emmett Burke</b>       |                 |        |              |
| 1                              | <b>1:50.398</b> | +8.228 | 16:57:43.089 |
| 2                              | <b>1:43.994</b> | +1.824 | 16:59:27.083 |
| 3                              | <b>1:43.617</b> | +1.447 | 17:01:10.700 |
| 4                              | <b>1:43.311</b> | +1.141 | 17:02:54.011 |

| Lap                          | Lap Tm          | Diff   | Time of Day  |
|------------------------------|-----------------|--------|--------------|
| 5                            | <b>1:42.170</b> | -      | 17:04:36.181 |
| <b>(85) Ben Clark</b>        |                 |        |              |
| 1                            | <b>1:51.243</b> | +5.693 | 16:57:44.042 |
| 2                            | <b>1:46.187</b> | +0.637 | 16:59:30.229 |
| 3                            | <b>1:46.296</b> | +0.746 | 17:01:16.525 |
| 4                            | <b>1:45.695</b> | +0.145 | 17:03:02.220 |
| 5                            | <b>1:45.550</b> | -      | 17:04:47.770 |
| <b>(11) Suham Zaki</b>       |                 |        |              |
| 1                            | <b>1:51.049</b> | +5.470 | 16:57:44.198 |
| 2                            | <b>1:46.182</b> | +0.603 | 16:59:30.380 |
| 3                            | <b>1:46.270</b> | +0.691 | 17:01:16.650 |
| 4                            | <b>1:45.597</b> | +0.018 | 17:03:02.247 |
| 5                            | <b>1:45.579</b> | -      | 17:04:47.826 |
| <b>(64) Steve De La Cour</b> |                 |        |              |
| 1                            | <b>1:56.031</b> | +1.572 | 16:57:49.849 |
| 2                            | <b>1:54.459</b> | -      | 16:59:44.308 |
| 3                            | <b>1:54.527</b> | +0.068 | 17:01:38.835 |
| 4                            | <b>1:54.663</b> | +0.204 | 17:03:33.498 |
| 5                            | <b>2:03.532</b> | +9.073 | 17:05:37.030 |
| <b>(16) Martin Booker</b>    |                 |        |              |
| 1                            | <b>1:56.872</b> | +2.248 | 16:57:51.033 |
| 2                            | <b>1:54.624</b> | -      | 16:59:45.657 |
| 3                            | <b>1:55.323</b> | +0.699 | 17:01:40.980 |
| 4                            | <b>1:54.704</b> | +0.080 | 17:03:35.684 |
| 5                            | <b>2:01.969</b> | +7.345 | 17:05:37.653 |
| <b>(61) Paul Welch</b>       |                 |        |              |
| 1                            | <b>1:46.587</b> | +5.733 | 16:57:38.945 |
| 2                            | <b>1:41.665</b> | +0.811 | 16:59:20.610 |
| 3                            | <b>1:41.371</b> | +0.517 | 17:01:01.981 |
| 4                            | <b>1:40.854</b> | -      | 17:02:42.835 |
| <b>(75) Alan Lau</b>         |                 |        |              |
| 1                            | <b>1:50.462</b> | -      | 16:57:43.831 |

Chief Timekeeper

Orbits 4



www.amb-it.com  
www.mylaps.com

Licensed to: RS Sports Timing



# 4 - BMCRC - MRO CHAMPIONSHIPS 2008

Sorted on Laps

DYNA-PRO SUPERSPORT 600

CADWELL PARK 2.173 Miles

RACE 3

27/04/2008 10:49

Race (10 Laps)

| Pos            | No. | Name               | Class | Bike             | Laps | Total Tm  | Diff      | Avg. Speed | Best Tm  | In Lap | Best Spd | Sponsor              |
|----------------|-----|--------------------|-------|------------------|------|-----------|-----------|------------|----------|--------|----------|----------------------|
| 1              | 18  | Liam Lyon          | SS    | Yamaha R6 600    | 10   | 16:09.505 | -         | 80.689     | 1:35.518 | 8      | 81.899   | Seton Tuning         |
| 2              | 59  | Rob Hoyles         | SS    | Yamaha R6 600    | 10   | 16:10.971 | +1.466    | 80.567     | 1:35.660 | 5      | 81.777   | robhoyles.com        |
| 3              | 87  | Billy Mellor       | SS    | Suzuki GSXR 600  | 10   | 16:11.698 | +2.193    | 80.506     | 1:34.519 | 8      | 82.764   | Form-IT Construction |
| 4              | 57  | Michael Smith      | SS    | Suzuki GSXR 600  | 10   | 16:27.469 | +17.964   | 79.221     | 1:37.003 | 9      | 80.645   |                      |
| 5              | 2   | Sy Langford        | C     | Suzuki GSXR 600  | 10   | 16:29.070 | +19.565   | 79.092     | 1:37.698 | 10     | 80.071   | Purkiss Brothers     |
| 6              | 26  | James Wainwright   | SS    | Triumph 675      | 10   | 16:29.677 | +20.172   | 79.044     | 1:36.730 | 9      | 80.873   |                      |
| 7              | 35  | Thomas Dean        | SS    | Yamaha R6 600    | 10   | 16:33.094 | +23.589   | 78.772     | 1:37.930 | 10     | 79.882   | Castrol              |
| 8              | 48  | Chase Collyer      | SS    | Yamaha R6 600    | 10   | 16:33.212 | +23.707   | 78.763     | 1:37.378 | 10     | 80.334   | Mike Smith Tuning    |
| 9              | 81  | Paul King          | C     | Yamaha R6 600    | 10   | 16:34.272 | +24.767   | 78.679     | 1:38.165 | 5      | 79.690   |                      |
| 10             | 82  | Ben Cater          | SS    | Triumph 675      | 10   | 16:42.721 | +33.216   | 78.016     | 1:38.817 | 7      | 79.165   | Classic Car Club     |
| 11             | 93  | Liam Marchant      | SS    | Yamaha R6 600    | 10   | 16:48.097 | +38.592   | 77.600     | 1:38.144 | 6      | 79.707   | Drury Engineering    |
| 12             | 54  | Robert Hollingsbee | C     | Yamaha R6 600    | 10   | 16:49.839 | +40.334   | 77.466     | 1:39.123 | 6      | 78.920   | Trulloholidays.com   |
| 13             | 63  | Derek Pickett      | C     | Yamaha R6 600    | 10   | 16:53.225 | +43.720   | 77.207     | 1:39.885 | 3      | 78.318   | SAC Racing           |
| 14             | 73  | Sarah Jordan       | SS    | Suzuki GSXR 600  | 10   | 16:57.665 | +48.160   | 76.870     | 1:40.122 | 5      | 78.133   |                      |
| 15             | 14  | Chris Burrage      | C     | Kawasaki ZXR 600 | 10   | 17:01.285 | +51.780   | 76.598     | 1:40.780 | 10     | 77.623   |                      |
| 16             | 44  | Emmett Burke       | C     | Honda CBR 600    | 10   | 17:01.804 | +52.299   | 76.559     | 1:40.642 | 7      | 77.729   |                      |
| 17             | 10  | Scott Waterson     | SS    | Suzuki GSXR 600  | 10   | 17:26.844 | +1:17.339 | 74.727     | 1:42.479 | 5      | 76.336   |                      |
| 18             | 85  | Ben Clark          | C     | Honda CBR 600    | 10   | 17:28.057 | +1:18.552 | 74.641     | 1:43.290 | 7      | 75.736   |                      |
| 19             | 11  | Suham Zaki         | C     | Yamaha R6 600    | 10   | 17:28.997 | +1:19.492 | 74.574     | 1:42.564 | 9      | 76.272   |                      |
| 20             | 64  | Steve De La Cour   | C     | Kawasaki ZXR 600 | 9    | 16:58.118 | 1 Lap     | 69.152     | 1:51.368 | 8      | 70.243   |                      |
| 21             | 16  | Martin Booker      | C     | Yamaha R6 600    | 9    | 17:22.056 | +23.938   | 67.564     | 1:54.448 | 2      | 68.352   |                      |
| Not classified |     |                    |       |                  |      |           |           |            |          |        |          |                      |
| DNF            | 75  | Alan Lau           | C     | Suzuki GSXR 600  | 9    | 15:46.528 | -         | 74.383     | 1:42.618 | 8      | 76.232   |                      |
| DNF            | 61  | Paul Welch         | SS    | Yamaha R6 600    | 8    | 14:03.472 | -         | 74.196     | 1:43.558 | 5      | 75.540   | Dalco                |
| DNF            | 3   | Mark Cringle       | SS    | Triumph 675      | 1    | 1:44.397  | -         | 74.933     | 1:42.194 | 1      | 76.549   | Cringle Racing Ltd   |
| DNF            | 21  | Richard Marchant   | SS    | Yamaha R6 600    | 1    | 1:45.376  | -         | 74.237     | 1:42.680 | 1      | 76.186   | Actfast Locksmiths   |

### Announcements

10 SECOND PENALTY TO BIKE 93 FOR A JUMP START.

| Margin of Victory | Avg. Speed | Best Lap Tm | Best Spd | Best Lap by       |
|-------------------|------------|-------------|----------|-------------------|
| +1.466            | 80.689     | 1:34.519    | 82.764   | [87] Billy Mellor |

Chief Timekeeper

Orbits 4



www.amb-it.com  
www.mylaps.com

Licensed to: RS Sports Timing



# 4 - BMCRC - MRO CHAMPIONSHIPS 2008

Lapchart


DYNA-PRO SUPERSPORT 600

CADWELL PARK 2.173 Miles

RACE 3

27/04/2008 10:49

Race (10 Laps)



| Competitors             | Laps |    |    |    |    |    |    |    |    |    |    |    |
|-------------------------|------|----|----|----|----|----|----|----|----|----|----|----|
|                         | 0    | 1  | 2  | 3  | 4  | 5  | 6  | 7  | 8  | 9  | 10 |    |
| Rob Hoyles (59)         | 1    | 59 | 35 | 18 | 18 | 59 | 59 | 59 | 18 | 87 | 18 | 18 |
| Billy Mellor (87)       | 2    | 87 | 18 | 59 | 59 | 18 | 18 | 18 | 59 | 18 | 87 | 59 |
| Liam Lyon (18)          | 3    | 18 | 59 | 35 | 87 | 87 | 87 | 87 | 87 | 59 | 59 | 87 |
| Thomas Dean (35)        | 4    | 35 | 2  | 87 | 35 | 35 | 57 | 2  | 2  | 57 | 57 | 57 |
| Mark Cringle (3)        | 5    | 3  | 87 | 2  | 2  | 2  | 2  | 57 | 57 | 2  | 2  | 2  |
| Paul King (81)          | 6    | 81 | 3  | 57 | 57 | 57 | 35 | 35 | 35 | 35 | 26 | 26 |
| Michael Smith (57)      | 7    | 57 | 57 | 82 | 82 | 81 | 81 | 81 | 81 | 26 | 35 | 35 |
| Sy Langford (2)         | 8    | 2  | 21 | 81 | 81 | 82 | 82 | 48 | 26 | 81 | 48 | 48 |
| Robert Hollingsbee (54) | 9    | 54 | 82 | 48 | 48 | 48 | 48 | 26 | 48 | 48 | 81 | 81 |
| Richard Marchant (21)   | 10   | 21 | 81 | 26 | 26 | 26 | 26 | 82 | 82 | 93 | 93 | 93 |
| Sarah Jordan (73)       | 11   | 73 | 63 | 93 | 93 | 93 | 93 | 93 | 93 | 82 | 82 | 82 |
| Ben Cater (82)          | 12   | 82 | 93 | 63 | 63 | 63 | 63 | 54 | 54 | 54 | 54 | 54 |
| Derek Pickett (63)      | 13   | 63 | 73 | 73 | 54 | 54 | 54 | 63 | 63 | 63 | 63 | 63 |
| Liam Marchant (93)      | 14   | 93 | 48 | 54 | 73 | 73 | 73 | 73 | 73 | 73 | 73 | 73 |
| Chris Burrage (14)      | 15   | 14 | 26 | 14 | 14 | 14 | 14 | 14 | 14 | 14 | 14 | 14 |
| Paul Welch (61)         | 16   | 61 | 54 | 44 | 44 | 44 | 44 | 44 | 44 | 44 | 44 | 44 |
| Emmett Burke (44)       | 17   | 44 | 14 | 61 | 61 | 61 | 10 | 10 | 10 | 10 | 10 | 10 |
| Scott Waterson (10)     | 18   | 10 | 44 | 10 | 10 | 10 | 61 | 61 | 85 | 85 | 85 | 85 |
| Ben Clark (85)          | 19   | 85 | 61 | 85 | 85 | 85 | 85 | 85 | 61 | 75 | 11 | 11 |
| James Wainwright (26)   | 20   | 26 | 10 | 75 | 75 | 75 | 75 | 75 | 75 | 61 | 75 | 75 |
| Chase Collyer (48)      | 21   | 48 | 85 | 11 | 11 | 11 | 11 | 11 | 11 | 11 | 64 | 64 |
| Suham Zaki (11)         | 22   | 11 | 75 | 64 | 64 | 64 | 64 | 64 | 64 | 64 | 16 | 16 |
| Alan Lau (75)           | 23   | 75 | 11 | 16 | 16 | 16 | 16 | 16 | 16 | 16 | 16 | 16 |
| Steve De La Cour (64)   | 24   | 64 | 64 |    |    |    |    |    |    |    |    |    |
| Martin Booker (16)      | 25   | 16 | 16 |    |    |    |    |    |    |    |    |    |

Chief Timekeeper

Orbits 4



www.amb-it.com  
www.mylaps.com

Licensed to: RS Sports Timing



# 4 - BMCRC - MRO CHAMPIONSHIPS 2008

## DYNA-PRO SUPERSPORT 600

## CADWELL PARK 2.173 Miles

### RACE 3

### 27/04/2008 10:49

### Race (10 Laps)

| Lap                   | Lap Tm          | Diff   | Time of Day  |
|-----------------------|-----------------|--------|--------------|
| <b>(18) Liam Lyon</b> |                 |        |              |
| 1                     | <b>1:40.877</b> | +5.359 | 10:51:00.965 |
| 2                     | <b>1:36.687</b> | +1.169 | 10:52:37.652 |
| 3                     | <b>1:36.700</b> | +1.182 | 10:54:14.352 |
| 4                     | <b>1:37.435</b> | +1.917 | 10:55:51.787 |
| 5                     | <b>1:35.664</b> | +0.146 | 10:57:27.451 |
| 6                     | <b>1:35.644</b> | +0.126 | 10:59:03.095 |
| 7                     | <b>1:36.416</b> | +0.898 | 11:00:39.511 |
| 8                     | <b>1:35.518</b> | -      | 11:02:15.029 |
| 9                     | <b>1:36.059</b> | +0.541 | 11:03:51.088 |
| 10                    | <b>1:36.651</b> | +1.133 | 11:05:27.739 |

|                        |                 |        |              |
|------------------------|-----------------|--------|--------------|
| <b>(59) Rob Hoyles</b> |                 |        |              |
| 1                      | <b>1:41.131</b> | +5.471 | 10:51:01.162 |
| 2                      | <b>1:36.954</b> | +1.294 | 10:52:38.116 |
| 3                      | <b>1:36.640</b> | +0.980 | 10:54:14.756 |
| 4                      | <b>1:35.955</b> | +0.295 | 10:55:50.711 |
| 5                      | <b>1:35.660</b> | -      | 10:57:26.371 |
| 6                      | <b>1:36.560</b> | +0.900 | 10:59:02.931 |
| 7                      | <b>1:37.070</b> | +1.410 | 11:00:40.001 |
| 8                      | <b>1:36.381</b> | +0.721 | 11:02:16.382 |
| 9                      | <b>1:36.471</b> | +0.811 | 11:03:52.853 |
| 10                     | <b>1:36.352</b> | +0.692 | 11:05:29.205 |

|                          |                 |        |              |
|--------------------------|-----------------|--------|--------------|
| <b>(87) Billy Mellor</b> |                 |        |              |
| 1                        | <b>1:42.107</b> | +7.588 | 10:51:02.164 |
| 2                        | <b>1:37.818</b> | +3.299 | 10:52:39.982 |
| 3                        | <b>1:35.988</b> | +1.469 | 10:54:15.970 |
| 4                        | <b>1:36.308</b> | +1.789 | 10:55:52.278 |
| 5                        | <b>1:35.745</b> | +1.226 | 10:57:28.023 |
| 6                        | <b>1:35.641</b> | +1.122 | 10:59:03.664 |
| 7                        | <b>1:36.835</b> | +2.316 | 11:00:40.499 |
| 8                        | <b>1:34.519</b> | -      | 11:02:15.018 |
| 9                        | <b>1:36.150</b> | +1.631 | 11:03:51.168 |
| 10                       | <b>1:38.764</b> | +4.245 | 11:05:29.932 |

|                           |                 |        |              |
|---------------------------|-----------------|--------|--------------|
| <b>(57) Michael Smith</b> |                 |        |              |
| 1                         | <b>1:42.427</b> | +5.424 | 10:51:03.000 |
| 2                         | <b>1:38.248</b> | +1.245 | 10:52:41.248 |
| 3                         | <b>1:37.799</b> | +0.796 | 10:54:19.047 |
| 4                         | <b>1:38.259</b> | +1.256 | 10:55:57.306 |
| 5                         | <b>1:38.337</b> | +1.334 | 10:57:35.643 |
| 6                         | <b>1:38.010</b> | +1.007 | 10:59:13.653 |
| 7                         | <b>1:39.228</b> | +2.225 | 11:00:52.881 |
| 8                         | <b>1:38.266</b> | +1.263 | 11:02:31.147 |
| 9                         | <b>1:37.003</b> | -      | 11:04:08.150 |
| 10                        | <b>1:37.553</b> | +0.550 | 11:05:45.703 |

|                        |                 |        |              |
|------------------------|-----------------|--------|--------------|
| <b>(2) Sy Langford</b> |                 |        |              |
| 1                      | <b>1:41.046</b> | +3.348 | 10:51:01.803 |
| 2                      | <b>1:38.424</b> | +0.726 | 10:52:40.227 |
| 3                      | <b>1:38.057</b> | +0.359 | 10:54:18.284 |
| 4                      | <b>1:38.560</b> | +0.862 | 10:55:56.844 |
| 5                      | <b>1:38.868</b> | +1.170 | 10:57:35.712 |
| 6                      | <b>1:37.802</b> | +0.104 | 10:59:13.514 |
| 7                      | <b>1:39.015</b> | +1.317 | 11:00:52.529 |
| 8                      | <b>1:38.887</b> | +1.189 | 11:02:31.416 |
| 9                      | <b>1:38.190</b> | +0.492 | 11:04:09.606 |
| 10                     | <b>1:37.698</b> | -      | 11:05:47.304 |

|                              |                 |        |              |
|------------------------------|-----------------|--------|--------------|
| <b>(26) James Wainwright</b> |                 |        |              |
| 1                            | <b>1:45.145</b> | +8.415 | 10:51:06.920 |
| 2                            | <b>1:40.176</b> | +3.446 | 10:52:47.096 |
| 3                            | <b>1:38.826</b> | +2.096 | 10:54:25.922 |
| 4                            | <b>1:38.239</b> | +1.509 | 10:56:04.161 |

|    |                 |        |              |
|----|-----------------|--------|--------------|
| 5  | <b>1:38.279</b> | +1.549 | 10:57:42.440 |
| 6  | <b>1:37.711</b> | +0.981 | 10:59:20.151 |
| 7  | <b>1:37.059</b> | +0.329 | 11:00:57.210 |
| 8  | <b>1:37.061</b> | +0.331 | 11:02:34.271 |
| 9  | <b>1:36.730</b> | -      | 11:04:11.001 |
| 10 | <b>1:36.910</b> | +0.180 | 11:05:47.911 |

|                         |                 |        |              |
|-------------------------|-----------------|--------|--------------|
| <b>(35) Thomas Dean</b> |                 |        |              |
| 1                       | <b>1:40.757</b> | +2.827 | 10:51:00.862 |
| 2                       | <b>1:38.935</b> | +1.005 | 10:52:39.797 |
| 3                       | <b>1:38.204</b> | +0.274 | 10:54:18.001 |
| 4                       | <b>1:38.730</b> | +0.800 | 10:55:56.731 |
| 5                       | <b>1:39.547</b> | +1.617 | 10:57:36.278 |
| 6                       | <b>1:39.450</b> | +1.520 | 10:59:15.728 |
| 7                       | <b>1:39.163</b> | +1.233 | 11:00:54.891 |
| 8                       | <b>1:38.568</b> | +0.638 | 11:02:33.459 |
| 9                       | <b>1:39.939</b> | +2.009 | 11:04:13.398 |
| 10                      | <b>1:37.930</b> | -      | 11:05:51.328 |

|                           |                 |        |              |
|---------------------------|-----------------|--------|--------------|
| <b>(48) Chase Collyer</b> |                 |        |              |
| 1                         | <b>1:44.411</b> | +7.033 | 10:51:06.260 |
| 2                         | <b>1:40.045</b> | +2.667 | 10:52:46.305 |
| 3                         | <b>1:38.328</b> | +0.950 | 10:54:24.633 |
| 4                         | <b>1:38.409</b> | +1.031 | 10:56:03.042 |
| 5                         | <b>1:39.074</b> | +1.696 | 10:57:42.116 |
| 6                         | <b>1:37.883</b> | +0.505 | 10:59:19.999 |
| 7                         | <b>1:38.213</b> | +0.835 | 11:00:58.212 |
| 8                         | <b>1:37.798</b> | +0.420 | 11:02:36.010 |
| 9                         | <b>1:38.058</b> | +0.680 | 11:04:14.068 |
| 10                        | <b>1:37.378</b> | -      | 11:05:51.446 |

|                       |                 |        |              |
|-----------------------|-----------------|--------|--------------|
| <b>(81) Paul King</b> |                 |        |              |
| 1                     | <b>1:43.978</b> | +5.813 | 10:51:04.521 |
| 2                     | <b>1:39.387</b> | +1.222 | 10:52:43.908 |
| 3                     | <b>1:39.468</b> | +1.303 | 10:54:23.376 |
| 4                     | <b>1:38.299</b> | +0.134 | 10:56:01.675 |
| 5                     | <b>1:38.165</b> | -      | 10:57:39.840 |
| 6                     | <b>1:38.551</b> | +0.386 | 10:59:18.391 |
| 7                     | <b>1:38.345</b> | +0.180 | 11:00:56.736 |
| 8                     | <b>1:38.889</b> | +0.724 | 11:02:35.625 |
| 9                     | <b>1:38.476</b> | +0.311 | 11:04:14.101 |
| 10                    | <b>1:38.405</b> | +0.240 | 11:05:52.506 |

|                       |                 |        |              |
|-----------------------|-----------------|--------|--------------|
| <b>(82) Ben Cater</b> |                 |        |              |
| 1                     | <b>1:42.804</b> | +3.987 | 10:51:03.829 |
| 2                     | <b>1:39.339</b> | +0.522 | 10:52:43.168 |
| 3                     | <b>1:39.890</b> | +1.073 | 10:54:23.058 |
| 4                     | <b>1:39.319</b> | +0.502 | 10:56:02.377 |
| 5                     | <b>1:39.669</b> | +0.852 | 10:57:42.046 |
| 6                     | <b>1:38.835</b> | +0.018 | 10:59:20.881 |
| 7                     | <b>1:38.817</b> | -      | 11:00:59.698 |
| 8                     | <b>1:41.598</b> | +2.781 | 11:02:41.296 |
| 9                     | <b>1:40.533</b> | +1.716 | 11:04:21.829 |
| 10                    | <b>1:39.126</b> | +0.309 | 11:06:00.955 |

|                           |                 |        |              |
|---------------------------|-----------------|--------|--------------|
| <b>(93) Liam Marchant</b> |                 |        |              |
| 1                         | <b>1:44.725</b> | +6.581 | 10:51:05.890 |
| 2                         | <b>1:41.259</b> | +3.115 | 10:52:47.149 |
| 3                         | <b>1:39.471</b> | +1.327 | 10:54:26.620 |
| 4                         | <b>1:38.308</b> | +0.164 | 10:56:04.928 |
| 5                         | <b>1:38.724</b> | +0.580 | 10:57:43.652 |
| 6                         | <b>1:38.144</b> | -      | 10:59:21.796 |
| 7                         | <b>1:38.381</b> | +0.237 | 11:01:00.177 |
| 8                         | <b>1:38.355</b> | +0.211 | 11:02:38.532 |
| 9                         | <b>1:38.645</b> | +0.501 | 11:04:17.177 |
| 10                        | <b>1:39.154</b> | +1.010 | 11:05:56.331 |

|                                |                 |        |              |
|--------------------------------|-----------------|--------|--------------|
| <b>(54) Robert Hollingsbee</b> |                 |        |              |
| 1                              | <b>1:46.304</b> | +7.181 | 10:51:07.224 |
| 2                              | <b>1:41.602</b> | +2.479 | 10:52:48.826 |
| 3                              | <b>1:40.407</b> | +1.284 | 10:54:29.233 |
| 4                              | <b>1:39.561</b> | +0.438 | 10:56:08.794 |
| 5                              | <b>1:39.718</b> | +0.595 | 10:57:48.512 |
| 6                              | <b>1:39.123</b> | -      | 10:59:27.635 |
| 7                              | <b>1:39.529</b> | +0.406 | 11:01:07.164 |
| 8                              | <b>1:39.854</b> | +0.731 | 11:02:47.018 |
| 9                              | <b>1:39.921</b> | +0.798 | 11:04:26.939 |
| 10                             | <b>1:41.134</b> | +2.011 | 11:06:08.073 |

|                           |                 |        |              |
|---------------------------|-----------------|--------|--------------|
| <b>(63) Derek Pickett</b> |                 |        |              |
| 1                         | <b>1:44.474</b> | +4.589 | 10:51:05.611 |
| 2                         | <b>1:42.405</b> | +2.520 | 10:52:48.016 |
| 3                         | <b>1:39.885</b> | -      | 10:54:27.901 |
| 4                         | <b>1:40.183</b> | +0.298 | 10:56:08.084 |
| 5                         | <b>1:39.892</b> | +0.007 | 10:57:47.976 |
| 6                         | <b>1:39.971</b> | +0.086 | 10:59:27.947 |
| 7                         | <b>1:40.916</b> | +1.031 | 11:01:08.863 |
| 8                         | <b>1:40.672</b> | +0.787 | 11:02:49.535 |
| 9                         | <b>1:40.641</b> | +0.756 | 11:04:30.176 |
| 10                        | <b>1:41.283</b> | +1.398 | 11:06:11.459 |

|                          |                 |        |              |
|--------------------------|-----------------|--------|--------------|
| <b>(73) Sarah Jordan</b> |                 |        |              |
| 1                        | <b>1:45.243</b> | +5.121 | 10:51:06.238 |
| 2                        | <b>1:42.263</b> | +2.141 | 10:52:48.501 |
| 3                        | <b>1:41.617</b> | +1.495 | 10:54:30.118 |
| 4                        | <b>1:40.989</b> | +0.867 | 10:56:11.107 |
| 5                        | <b>1:40.122</b> | -      | 10:57:51.229 |
| 6                        | <b>1:40.437</b> | +0.315 | 10:59:31.666 |
| 7                        | <b>1:40.163</b> | +0.041 | 11:01:11.829 |
| 8                        | <b>1:40.425</b> | +0.303 | 11:02:52.254 |
| 9                        | <b>1:41.577</b> | +1.455 | 11:04:33.831 |
| 10                       | <b>1:42.068</b> | +1.946 | 11:06:15.899 |

|                           |                 |        |              |
|---------------------------|-----------------|--------|--------------|
| <b>(14) Chris Burrage</b> |                 |        |              |
| 1                         | <b>1:46.601</b> | +5.821 | 10:51:07.974 |
| 2                         | <b>1:41.417</b> | +0.637 | 10:52:49.391 |
| 3                         | <b>1:41.154</b> | +0.374 | 10:54:30.545 |
| 4                         | <b>1:41.715</b> | +0.935 | 10:56:12.260 |
| 5                         | <b>1:41.132</b> | +0.352 | 10:57:53.392 |
| 6                         | <b>1:41.396</b> | +0.616 | 10:59:34.788 |
| 7                         | <b>1:41.136</b> | +0.356 | 11:01:15.924 |
| 8                         | <b>1:41.481</b> | +0.701 | 11:02:57.405 |
| 9                         | <b>1:41.334</b> | +0.554 | 11:04:38.739 |
| 10                        | <b>1:40.780</b> | -      | 11:06:19.519 |

|                          |                 |        |              |
|--------------------------|-----------------|--------|--------------|
| <b>(44) Emmett Burke</b> |                 |        |              |
| 1                        | <b>1:47.498</b> | +6.856 | 10:51:09.024 |
| 2                        | <b>1:42.535</b> | +1.893 | 10:52:51.559 |
| 3                        | <b>1:41.131</b> | +0.489 | 10:54:32.690 |
| 4                        | <b>1:40.991</b> | +0.349 | 10:56:13.681 |
| 5                        | <b>1:40.804</b> | +0.162 | 10:57:54.485 |
| 6                        | <b>1:41.108</b> | +0.466 | 10:59:35.593 |
| 7                        | <b>1:40.642</b> | -      | 11:01:16.235 |
| 8                        | <b>1:41.540</b> | +0.898 | 11:02:57.775 |
| 9                        | <b>1:41.395</b> | +0.753 | 11:04:39.170 |
| 10                       | <b>1:40.868</b> | +0.226 | 11:06:20.038 |

|                            |                 |        |              |
|----------------------------|-----------------|--------|--------------|
| <b>(10) Scott Waterson</b> |                 |        |              |
| 1                          | <b>1:48.634</b> | +6.155 | 10:51:10.342 |
| 2                          | <b>1:44.545</b> | +2.066 | 10:52:54.887 |
| 3                          | <b>1:43.961</b> | +1.482 | 10:54:38.848 |
| 4                          | <b>1:43.539</b> | +1.060 | 10:56:22.387 |

Chief Timekeeper

Orbits 4



www.amb-it.com  
www.mylaps.com

Licensed to: RS Sports Timing



# 4 - BMCRC - MRO CHAMPIONSHIPS 2008


## DYNA-PRO SUPERSPORT 600

## CADWELL PARK 2.173 Miles

### RACE 3

### 27/04/2008 10:49

### Race (10 Laps)



| Lap | Lap Tm          | Diff   | Time of Day  |
|-----|-----------------|--------|--------------|
| 5   | <b>1:42.479</b> | -      | 10:58:04.866 |
| 6   | <b>1:43.553</b> | +1.074 | 10:59:48.419 |
| 7   | <b>1:43.851</b> | +1.372 | 11:01:32.270 |
| 8   | <b>1:44.026</b> | +1.547 | 11:03:16.296 |
| 9   | <b>1:43.298</b> | +0.819 | 11:04:59.594 |
| 10  | <b>1:45.484</b> | +3.005 | 11:06:45.078 |

(85) Ben Clark

|    |                 |        |              |
|----|-----------------|--------|--------------|
| 1  | <b>1:49.546</b> | +6.256 | 10:51:11.317 |
| 2  | <b>1:45.339</b> | +2.049 | 10:52:56.656 |
| 3  | <b>1:44.645</b> | +1.355 | 10:54:41.301 |
| 4  | <b>1:44.170</b> | +0.880 | 10:56:25.471 |
| 5  | <b>1:43.550</b> | +0.260 | 10:58:09.021 |
| 6  | <b>1:43.484</b> | +0.194 | 10:59:52.505 |
| 7  | <b>1:43.290</b> | -      | 11:01:35.795 |
| 8  | <b>1:43.612</b> | +0.322 | 11:03:19.407 |
| 9  | <b>1:43.404</b> | +0.114 | 11:05:02.811 |
| 10 | <b>1:43.480</b> | +0.190 | 11:06:46.291 |

(11) Suham Zaki

|    |                 |        |              |
|----|-----------------|--------|--------------|
| 1  | <b>1:50.008</b> | +7.444 | 10:51:12.267 |
| 2  | <b>1:45.633</b> | +3.069 | 10:52:57.900 |
| 3  | <b>1:44.490</b> | +1.926 | 10:54:42.390 |
| 4  | <b>1:44.590</b> | +2.026 | 10:56:26.980 |
| 5  | <b>1:44.259</b> | +1.695 | 10:58:11.239 |
| 6  | <b>1:43.487</b> | +0.923 | 10:59:54.726 |
| 7  | <b>1:43.569</b> | +1.005 | 11:01:38.295 |
| 8  | <b>1:43.719</b> | +1.155 | 11:03:22.014 |
| 9  | <b>1:42.564</b> | -      | 11:05:04.578 |
| 10 | <b>1:42.653</b> | +0.089 | 11:06:47.231 |

(64) Steve De La Cour

|   |                 |        |              |
|---|-----------------|--------|--------------|
| 1 | <b>1:54.479</b> | +3.111 | 10:51:17.500 |
| 2 | <b>1:53.047</b> | +1.679 | 10:53:10.547 |
| 3 | <b>1:52.637</b> | +1.269 | 10:55:03.184 |
| 4 | <b>1:52.536</b> | +1.168 | 10:56:55.720 |
| 5 | <b>1:52.079</b> | +0.711 | 10:58:47.799 |
| 6 | <b>1:52.279</b> | +0.911 | 11:00:40.078 |
| 7 | <b>1:51.469</b> | +0.101 | 11:02:31.547 |
| 8 | <b>1:51.368</b> | -      | 11:04:22.915 |
| 9 | <b>1:53.437</b> | +2.069 | 11:06:16.352 |

(16) Martin Booker

|   |                 |        |              |
|---|-----------------|--------|--------------|
| 1 | <b>1:55.802</b> | +1.354 | 10:51:18.914 |
| 2 | <b>1:54.448</b> | -      | 10:53:13.362 |
| 3 | <b>1:54.532</b> | +0.084 | 10:55:07.894 |
| 4 | <b>1:55.268</b> | +0.820 | 10:57:03.162 |
| 5 | <b>1:55.693</b> | +1.245 | 10:58:58.855 |
| 6 | <b>1:55.937</b> | +1.489 | 11:00:54.792 |
| 7 | <b>1:55.893</b> | +1.445 | 11:02:50.685 |
| 8 | <b>1:54.542</b> | +0.094 | 11:04:45.227 |
| 9 | <b>1:55.063</b> | +0.615 | 11:06:40.290 |

(75) Alan Lau

|   |                 |        |              |
|---|-----------------|--------|--------------|
| 1 | <b>1:49.594</b> | +6.976 | 10:51:12.081 |
| 2 | <b>1:45.436</b> | +2.818 | 10:52:57.517 |
| 3 | <b>1:44.831</b> | +2.213 | 10:54:42.348 |
| 4 | <b>1:44.569</b> | +1.951 | 10:56:26.917 |
| 5 | <b>1:44.000</b> | +1.382 | 10:58:10.917 |
| 6 | <b>1:43.673</b> | +1.055 | 10:59:54.590 |
| 7 | <b>1:43.462</b> | +0.844 | 11:01:38.052 |
| 8 | <b>1:42.618</b> | -      | 11:03:20.670 |
| 9 | <b>1:44.092</b> | +1.474 | 11:05:04.762 |

(61) Paul Welch

|   |                 |        |              |
|---|-----------------|--------|--------------|
| 1 | <b>1:48.500</b> | +4.942 | 10:51:09.949 |
|---|-----------------|--------|--------------|

| Lap | Lap Tm          | Diff   | Time of Day  |
|-----|-----------------|--------|--------------|
| 2   | <b>1:44.667</b> | +1.109 | 10:52:54.616 |
| 3   | <b>1:43.779</b> | +0.221 | 10:54:38.395 |
| 4   | <b>1:43.941</b> | +0.383 | 10:56:22.336 |
| 5   | <b>1:43.558</b> | -      | 10:58:05.894 |
| 6   | <b>1:43.780</b> | +0.222 | 10:59:49.674 |
| 7   | <b>1:47.176</b> | +3.618 | 11:01:36.850 |
| 8   | <b>1:44.856</b> | +1.298 | 11:03:21.706 |

(3) Mark Cringle

|   |                 |   |              |
|---|-----------------|---|--------------|
| 1 | <b>1:42.194</b> | - | 10:51:02.631 |
|---|-----------------|---|--------------|

(21) Richard Marchant

|   |                 |   |              |
|---|-----------------|---|--------------|
| 1 | <b>1:42.680</b> | - | 10:51:03.610 |
|---|-----------------|---|--------------|

Chief Timekeeper

Orbits 4



www.amb-it.com  
www.mylaps.com

Licensed to: RS Sports Timing



4 - BMCRC - MRO CHAMPIONSHIPS 2008

Sorted on Laps

DYNA-PRO SUPERSPORT 600

CADWELL PARK 2.173 Miles

RACE 12

27/04/2008 14:45

Race (10 Laps)

| Pos            | No. | Name               | Class | Bike             | Laps | Total Tm  | Diff      | Best Tm  | Best Spd | In Lap | Sponsor              |
|----------------|-----|--------------------|-------|------------------|------|-----------|-----------|----------|----------|--------|----------------------|
| 1              | 87  | Billy Mellor       | SS    | Suzuki GSXR 600  | 10   | 16:10.304 | -         | 1:35.266 | 82.115   | 5      | Form-IT Construction |
| 2              | 59  | Rob Hoyles         | SS    | Yamaha R6 600    | 10   | 16:17.432 | +7.128    | 1:36.531 | 81.039   | 8      | robhoyles.com        |
| 3              | 3   | Mark Cringle       | SS    | Triumph 675      | 10   | 16:23.807 | +13.503   | 1:36.424 | 81.129   | 5      | Cringle Racing Ltd   |
| 4              | 81  | Paul King          | C     | Yamaha R6 600    | 10   | 16:31.659 | +21.355   | 1:37.252 | 80.438   | 7      |                      |
| 5              | 48  | Chase Collyer      | SS    | Yamaha R6 600    | 10   | 16:32.220 | +21.916   | 1:37.103 | 80.562   | 5      | Mike Smith Tuning    |
| 6              | 26  | James Wainwright   | SS    | Triumph 675      | 10   | 16:33.543 | +23.239   | 1:37.620 | 80.135   | 9      |                      |
| 7              | 21  | Richard Marchant   | SS    | Yamaha R6 600    | 10   | 16:33.929 | +23.625   | 1:37.502 | 80.232   | 7      | Actfast Locksmiths   |
| 8              | 35  | Thomas Dean        | SS    | Yamaha R6 600    | 10   | 16:38.325 | +28.021   | 1:38.353 | 79.538   | 2      | Castrol              |
| 9              | 2   | Sy Langford        | C     | Suzuki GSXR 600  | 10   | 16:39.014 | +28.710   | 1:38.419 | 79.485   | 2      | Purkiss Brothers     |
| 10             | 57  | Michael Smith      | SS    | Suzuki GSXR 600  | 10   | 16:55.686 | +45.382   | 1:38.203 | 79.659   | 8      |                      |
| 11             | 54  | Robert Hollingsbee | C     | Yamaha R6 600    | 10   | 16:56.184 | +45.880   | 1:39.744 | 78.429   | 6      | Trulloholidays.com   |
| 12             | 63  | Derek Pickett      | C     | Yamaha R6 600    | 10   | 16:58.769 | +48.465   | 1:40.139 | 78.119   | 7      | SAC Racing           |
| 13             | 73  | Sarah Jordan       | SS    | Suzuki GSXR 600  | 10   | 17:02.262 | +51.958   | 1:40.341 | 77.962   | 10     |                      |
| 14             | 93  | Liam Marchant      | SS    | Yamaha R6 600    | 10   | 17:03.428 | +53.124   | 1:40.313 | 77.984   | 8      | Drury Engineering    |
| 15             | 75  | Alan Lau           | C     | Suzuki GSXR 600  | 10   | 17:33.553 | +1:23.249 | 1:43.536 | 75.556   | 9      |                      |
| 16             | 85  | Ben Clark          | C     | Honda CBR 600    | 10   | 17:41.056 | +1:30.752 | 1:43.867 | 75.316   | 10     |                      |
| 17             | 11  | Suham Zaki         | C     | Yamaha R6 600    | 10   | 17:41.242 | +1:30.938 | 1:43.996 | 75.222   | 10     |                      |
| 18             | 64  | Steve De La Cour   | C     | Kawasaki ZXR 600 | 9    | 16:56.841 | 1 Lap     | 1:50.811 | 70.596   | 3      |                      |
| 19             | 16  | Martin Booker      | C     | Yamaha R6 600    | 9    | 17:19.111 | +22.270   | 1:54.157 | 68.527   | 2      |                      |
| Not classified |     |                    |       |                  |      |           |           |          |          |        |                      |
| DNF            | 18  | Liam Lyon          | SS    | Yamaha R6 600    | 9    | 14:33.511 | -         | 1:35.699 | 81.744   | 9      | Seton Tuning         |
| DNF            | 14  | Chris Burrage      | C     | Kawasaki ZXR 600 | 6    | 10:18.060 | -         | 1:41.229 | 77.278   | 5      |                      |
| DNF            | 44  | Emmett Burke       | C     | Honda CBR 600    | 6    | 10:18.878 | -         | 1:41.312 | 77.215   | 4      |                      |

| Margin of Victory | Avg. Speed | Best Lap Tm | Best Spd | Best Lap by       |
|-------------------|------------|-------------|----------|-------------------|
| +7.128            | 80.622     | 1:35.266    | 82.115   | [87] Billy Mellor |

Chief Timekeeper

Orbits 4



www.amb-it.com  
www.mylaps.com

Licensed to: RS Sports Timing



# 4 - BMCRC - MRO CHAMPIONSHIPS 2008

# Lapchart

DYNA-PRO SUPERSPORT 600

CADWELL PARK 2.173 Miles

RACE 12

27/04/2008 14:45

Race (10 Laps)

| Competitors             | Laps |    |    |    |    |    |    |    |    |    |    |    |
|-------------------------|------|----|----|----|----|----|----|----|----|----|----|----|
|                         | 0    | 1  | 2  | 3  | 4  | 5  | 6  | 7  | 8  | 9  | 10 |    |
| Liam Lyon (18)          | 1    | 18 | 59 | 59 | 18 | 18 | 18 | 18 | 87 | 18 | 18 | 87 |
| Rob Hoyles (59)         | 2    | 59 | 18 | 18 | 59 | 87 | 87 | 87 | 18 | 87 | 87 | 59 |
| Billy Mellor (87)       | 3    | 87 | 87 | 87 | 87 | 59 | 59 | 59 | 59 | 59 | 59 | 3  |
| Thomas Dean (35)        | 4    | 35 | 35 | 35 | 3  | 3  | 3  | 3  | 3  | 3  | 3  | 81 |
| Mark Cringle (3)        | 5    | 3  | 2  | 3  | 35 | 35 | 35 | 81 | 81 | 81 | 81 | 48 |
| Paul King (81)          | 6    | 81 | 3  | 2  | 2  | 2  | 81 | 2  | 48 | 48 | 48 | 26 |
| Michael Smith (57)      | 7    | 57 | 81 | 81 | 81 | 81 | 2  | 48 | 2  | 26 | 26 | 21 |
| Robert Hollingsbee (54) | 8    | 54 | 21 | 21 | 21 | 21 | 48 | 35 | 26 | 2  | 21 | 35 |
| Sy Langford (2)         | 9    | 2  | 48 | 48 | 48 | 48 | 26 | 26 | 35 | 21 | 2  | 2  |
| Richard Marchant (21)   | 10   | 21 | 54 | 26 | 26 | 26 | 21 | 21 | 21 | 35 | 35 | 57 |
| Sarah Jordan (73)       | 11   | 73 | 26 | 57 | 57 | 54 | 54 | 54 | 54 | 54 | 54 | 54 |
| Derek Pickett (63)      | 12   | 63 | 63 | 54 | 54 | 63 | 63 | 63 | 63 | 63 | 57 | 63 |
| Liam Marchant (93)      | 13   | 93 | 73 | 63 | 63 | 73 | 57 | 73 | 73 | 57 | 63 | 73 |
| Chris Burrage (14)      | 14   | 14 | 57 | 73 | 73 | 14 | 73 | 14 | 57 | 73 | 73 | 93 |
| Emmett Burke (44)       | 15   | 44 | 14 | 14 | 14 | 93 | 14 | 57 | 93 | 93 | 93 | 75 |
| Chase Collyer (48)      | 16   | 48 | 93 | 93 | 93 | 44 | 93 | 93 | 75 | 75 | 75 | 85 |
| James Wainwright (26)   | 17   | 26 | 44 | 44 | 44 | 57 | 44 | 44 | 85 | 85 | 85 | 11 |
| Ben Clark (85)          | 18   | 85 | 11 | 11 | 75 | 75 | 75 | 75 | 11 | 11 | 11 | 11 |
| Suham Zaki (11)         | 19   | 11 | 75 | 75 | 11 | 11 | 85 | 85 | 64 | 64 | 64 | 64 |
| Alan Lau (75)           | 20   | 75 | 85 | 85 | 85 | 85 | 11 | 11 | 16 | 16 | 16 | 16 |
| Steve De La Cour (64)   | 21   | 64 | 64 | 64 | 64 | 64 | 64 | 64 |    |    |    |    |
| Martin Booker (16)      | 22   | 16 | 16 | 16 | 16 | 16 | 16 | 16 |    |    |    |    |

Chief Timekeeper

Orbits 4



www.amb-it.com

www.mylaps.com

Licensed to: RS Sports Timing



4 - BMRC - MRO CHAMPIONSHIPS 2008

DYNA-PRO SUPERSPORT 600

CADWELL PARK 2.173 Miles

RACE 12

27/04/2008 14:45

Race (10 Laps)

| Lap                      | Lap Tm   | Diff   | Time of Day  |
|--------------------------|----------|--------|--------------|
| <b>(87) Billy Mellor</b> |          |        |              |
| 1                        | 1:41.017 | +5.751 | 14:46:36.325 |
| 2                        | 1:36.884 | +1.618 | 14:48:13.209 |
| 3                        | 1:37.159 | +1.893 | 14:49:50.368 |
| 4                        | 1:35.945 | +0.679 | 14:51:26.313 |
| 5                        | 1:35.266 | -      | 14:53:01.579 |
| 6                        | 1:36.165 | +0.899 | 14:54:37.744 |
| 7                        | 1:36.246 | +0.980 | 14:56:13.990 |
| 8                        | 1:37.469 | +2.203 | 14:57:51.459 |
| 9                        | 1:35.938 | +0.672 | 14:59:27.397 |
| 10                       | 1:36.339 | +1.073 | 15:01:03.736 |

| Lap                    | Lap Tm   | Diff   | Time of Day  |
|------------------------|----------|--------|--------------|
| <b>(59) Rob Hoyles</b> |          |        |              |
| 1                      | 1:39.912 | +3.381 | 14:46:35.193 |
| 2                      | 1:37.306 | +0.775 | 14:48:12.499 |
| 3                      | 1:37.632 | +1.101 | 14:49:50.131 |
| 4                      | 1:37.412 | +0.881 | 14:51:27.543 |
| 5                      | 1:37.612 | +1.081 | 14:53:05.155 |
| 6                      | 1:36.781 | +0.250 | 14:54:41.936 |
| 7                      | 1:37.355 | +0.824 | 14:56:19.291 |
| 8                      | 1:36.531 | -      | 14:57:55.822 |
| 9                      | 1:36.695 | +0.164 | 14:59:32.517 |
| 10                     | 1:38.347 | +1.816 | 15:01:10.864 |

| Lap                     | Lap Tm   | Diff   | Time of Day  |
|-------------------------|----------|--------|--------------|
| <b>(3) Mark Cringle</b> |          |        |              |
| 1                       | 1:41.928 | +5.504 | 14:46:37.589 |
| 2                       | 1:37.873 | +1.449 | 14:48:15.462 |
| 3                       | 1:37.128 | +0.704 | 14:49:52.590 |
| 4                       | 1:36.952 | +0.528 | 14:51:29.542 |
| 5                       | 1:36.424 | -      | 14:53:05.966 |
| 6                       | 1:36.623 | +0.199 | 14:54:42.589 |
| 7                       | 1:36.947 | +0.523 | 14:56:19.536 |
| 8                       | 1:38.757 | +2.333 | 14:57:58.293 |
| 9                       | 1:38.104 | +1.680 | 14:59:36.397 |
| 10                      | 1:40.842 | +4.418 | 15:01:17.239 |

| Lap                   | Lap Tm   | Diff   | Time of Day  |
|-----------------------|----------|--------|--------------|
| <b>(81) Paul King</b> |          |        |              |
| 1                     | 1:42.807 | +5.555 | 14:46:38.532 |
| 2                     | 1:38.027 | +0.775 | 14:48:16.559 |
| 3                     | 1:38.552 | +1.300 | 14:49:55.111 |
| 4                     | 1:38.843 | +1.591 | 14:51:33.954 |
| 5                     | 1:38.147 | +0.895 | 14:53:12.101 |
| 6                     | 1:38.533 | +1.281 | 14:54:50.634 |
| 7                     | 1:37.252 | -      | 14:56:27.886 |
| 8                     | 1:38.778 | +1.526 | 14:58:06.664 |
| 9                     | 1:39.653 | +2.401 | 14:59:46.317 |
| 10                    | 1:38.774 | +1.522 | 15:01:25.091 |

| Lap                       | Lap Tm   | Diff   | Time of Day  |
|---------------------------|----------|--------|--------------|
| <b>(48) Chase Collyer</b> |          |        |              |
| 1                         | 1:42.619 | +5.516 | 14:46:39.633 |
| 2                         | 1:39.496 | +2.393 | 14:48:19.129 |
| 3                         | 1:39.508 | +2.405 | 14:49:58.637 |
| 4                         | 1:39.234 | +2.131 | 14:51:37.871 |
| 5                         | 1:37.103 | -      | 14:53:14.974 |
| 6                         | 1:37.204 | +0.101 | 14:54:52.178 |
| 7                         | 1:38.192 | +1.089 | 14:56:30.370 |
| 8                         | 1:39.298 | +2.195 | 14:58:09.668 |
| 9                         | 1:38.196 | +1.093 | 14:59:47.864 |
| 10                        | 1:37.788 | +0.685 | 15:01:25.652 |

| Lap                          | Lap Tm   | Diff   | Time of Day  |
|------------------------------|----------|--------|--------------|
| <b>(26) James Wainwright</b> |          |        |              |
| 1                            | 1:43.518 | +5.898 | 14:46:40.533 |
| 2                            | 1:39.396 | +1.776 | 14:48:19.929 |
| 3                            | 1:39.149 | +1.529 | 14:49:59.078 |
| 4                            | 1:39.303 | +1.683 | 14:51:38.381 |
| 5                            | 1:37.974 | +0.354 | 14:53:16.355 |
| 6                            | 1:37.938 | +0.318 | 14:54:54.293 |
| 7                            | 1:37.622 | +0.002 | 14:56:31.915 |
| 8                            | 1:39.364 | +1.744 | 14:58:11.279 |
| 9                            | 1:37.620 | -      | 14:59:48.899 |
| 10                           | 1:38.076 | +0.456 | 15:01:26.975 |

| Lap                          | Lap Tm   | Diff   | Time of Day  |
|------------------------------|----------|--------|--------------|
| <b>(21) Richard Marchant</b> |          |        |              |
| 1                            | 1:43.373 | +5.871 | 14:46:39.556 |
| 2                            | 1:39.424 | +1.922 | 14:48:18.980 |
| 3                            | 1:39.587 | +2.085 | 14:49:58.567 |
| 4                            | 1:39.283 | +1.781 | 14:51:37.850 |
| 5                            | 1:39.376 | +1.874 | 14:53:17.226 |
| 6                            | 1:37.732 | +0.230 | 14:54:54.958 |
| 7                            | 1:37.502 | -      | 14:56:32.460 |
| 8                            | 1:39.046 | +1.544 | 14:58:11.506 |
| 9                            | 1:37.828 | +0.326 | 14:59:49.334 |
| 10                           | 1:38.027 | +0.525 | 15:01:27.361 |

| Lap                     | Lap Tm   | Diff   | Time of Day  |
|-------------------------|----------|--------|--------------|
| <b>(35) Thomas Dean</b> |          |        |              |
| 1                       | 1:41.610 | +3.257 | 14:46:37.058 |
| 2                       | 1:38.353 | -      | 14:48:15.411 |
| 3                       | 1:38.897 | +0.544 | 14:49:54.308 |
| 4                       | 1:39.014 | +0.661 | 14:51:33.322 |
| 5                       | 1:38.668 | +0.315 | 14:53:11.990 |
| 6                       | 1:40.724 | +2.371 | 14:54:52.714 |
| 7                       | 1:39.567 | +1.214 | 14:56:32.281 |
| 8                       | 1:40.677 | +2.324 | 14:58:12.958 |
| 9                       | 1:39.702 | +1.349 | 14:59:52.660 |
| 10                      | 1:39.097 | +0.744 | 15:01:31.757 |

| Lap                    | Lap Tm   | Diff   | Time of Day  |
|------------------------|----------|--------|--------------|
| <b>(2) Sy Langford</b> |          |        |              |
| 1                      | 1:41.270 | +2.851 | 14:46:37.449 |
| 2                      | 1:38.419 | -      | 14:48:15.868 |
| 3                      | 1:38.647 | +0.228 | 14:49:54.515 |
| 4                      | 1:38.995 | +0.576 | 14:51:33.510 |
| 5                      | 1:38.773 | +0.354 | 14:53:12.283 |
| 6                      | 1:38.840 | +0.421 | 14:54:51.123 |
| 7                      | 1:39.331 | +0.912 | 14:56:30.454 |
| 8                      | 1:40.908 | +2.489 | 14:58:11.362 |
| 9                      | 1:40.793 | +2.374 | 14:59:52.155 |
| 10                     | 1:40.291 | +1.872 | 15:01:32.446 |

| Lap                       | Lap Tm   | Diff    | Time of Day  |
|---------------------------|----------|---------|--------------|
| <b>(57) Michael Smith</b> |          |         |              |
| 1                         | 1:46.262 | +8.059  | 14:46:42.256 |
| 2                         | 1:38.857 | +0.654  | 14:48:21.113 |
| 3                         | 1:38.425 | +0.222  | 14:49:59.538 |
| 4                         | 1:49.645 | +11.442 | 14:51:49.183 |
| 5                         | 1:38.367 | +0.164  | 14:53:27.550 |
| 6                         | 1:44.431 | +6.228  | 14:55:11.981 |
| 7                         | 1:39.760 | +1.557  | 14:56:51.741 |
| 8                         | 1:38.203 | -       | 14:58:29.944 |
| 9                         | 1:39.289 | +1.086  | 15:00:09.233 |
| 10                        | 1:39.885 | +1.682  | 15:01:49.118 |

| Lap                            | Lap Tm | Diff | Time of Day |
|--------------------------------|--------|------|-------------|
| <b>(54) Robert Hollingsbee</b> |        |      |             |

| Lap                       | Lap Tm   | Diff   | Time of Day  |
|---------------------------|----------|--------|--------------|
| <b>(63) Derek Pickett</b> |          |        |              |
| 1                         | 1:44.518 | +4.774 | 14:46:40.516 |
| 2                         | 1:42.082 | +2.338 | 14:48:22.598 |
| 3                         | 1:41.231 | +1.487 | 14:50:03.829 |
| 4                         | 1:41.368 | +1.624 | 14:51:45.197 |
| 5                         | 1:41.501 | +1.757 | 14:53:26.698 |
| 6                         | 1:39.744 | -      | 14:55:06.442 |
| 7                         | 1:39.866 | +0.122 | 14:56:46.308 |
| 8                         | 1:40.633 | +0.889 | 14:58:26.941 |
| 9                         | 1:40.686 | +0.942 | 15:00:07.627 |
| 10                        | 1:41.989 | +2.245 | 15:01:49.616 |

| Lap                      | Lap Tm   | Diff   | Time of Day  |
|--------------------------|----------|--------|--------------|
| <b>(73) Sarah Jordan</b> |          |        |              |
| 1                        | 1:44.892 | +4.753 | 14:46:41.494 |
| 2                        | 1:41.889 | +1.750 | 14:48:23.383 |
| 3                        | 1:40.852 | +0.713 | 14:50:04.235 |
| 4                        | 1:41.129 | +0.990 | 14:51:45.364 |
| 5                        | 1:41.381 | +1.242 | 14:53:26.745 |
| 6                        | 1:41.304 | +1.165 | 14:55:08.049 |
| 7                        | 1:40.139 | -      | 14:56:48.188 |
| 8                        | 1:41.664 | +1.525 | 14:58:29.852 |
| 9                        | 1:40.982 | +0.843 | 15:00:10.834 |
| 10                       | 1:41.367 | +1.228 | 15:01:52.201 |

| Lap                      | Lap Tm   | Diff   | Time of Day  |
|--------------------------|----------|--------|--------------|
| <b>(73) Sarah Jordan</b> |          |        |              |
| 1                        | 1:45.710 | +5.369 | 14:46:42.051 |
| 2                        | 1:42.194 | +1.853 | 14:48:24.245 |
| 3                        | 1:41.514 | +1.173 | 14:50:05.759 |
| 4                        | 1:41.430 | +1.089 | 14:51:47.189 |
| 5                        | 1:41.600 | +1.259 | 14:53:28.789 |
| 6                        | 1:41.644 | +1.303 | 14:55:10.433 |
| 7                        | 1:41.152 | +0.811 | 14:56:51.585 |
| 8                        | 1:41.911 | +1.570 | 14:58:33.496 |
| 9                        | 1:41.857 | +1.516 | 15:00:15.353 |
| 10                       | 1:40.341 | -      | 15:01:55.694 |

| Lap                       | Lap Tm   | Diff   | Time of Day  |
|---------------------------|----------|--------|--------------|
| <b>(93) Liam Marchant</b> |          |        |              |
| 1                         | 1:46.852 | +6.539 | 14:46:43.493 |
| 2                         | 1:42.078 | +1.765 | 14:48:25.571 |
| 3                         | 1:41.742 | +1.429 | 14:50:07.313 |
| 4                         | 1:41.590 | +1.277 | 14:51:48.903 |
| 5                         | 1:41.192 | +0.879 | 14:53:30.095 |
| 6                         | 1:42.118 | +1.805 | 14:55:12.213 |
| 7                         | 1:41.436 | +1.123 | 14:56:53.649 |
| 8                         | 1:40.313 | -      | 14:58:33.962 |
| 9                         | 1:42.172 | +1.859 | 15:00:16.134 |
| 10                        | 1:40.726 | +0.413 | 15:01:56.860 |

| Lap                  | Lap Tm   | Diff   | Time of Day  |
|----------------------|----------|--------|--------------|
| <b>(75) Alan Lau</b> |          |        |              |
| 1                    | 1:49.685 | +6.149 | 14:46:47.103 |
| 2                    | 1:45.166 | +1.630 | 14:48:32.269 |
| 3                    | 1:45.150 | +1.614 | 14:50:17.419 |
| 4                    | 1:45.134 | +1.598 | 14:52:02.553 |
| 5                    | 1:44.738 | +1.202 | 14:53:47.291 |
| 6                    | 1:44.279 | +0.743 | 14:55:31.570 |
| 7                    | 1:43.942 | +0.406 | 14:57:15.512 |
| 8                    | 1:44.126 | +0.590 | 14:58:59.638 |
| 9                    | 1:43.536 | -      | 15:00:43.174 |
| 10                   | 1:43.811 | +0.275 | 15:02:26.985 |

| Lap                   | Lap Tm   | Diff   | Time of Day  |
|-----------------------|----------|--------|--------------|
| <b>(85) Ben Clark</b> |          |        |              |
| 1                     | 1:50.034 | +6.167 | 14:46:47.224 |

Chief Timekeeper

Orbits 4



www.amb-it.com

www.mylaps.com

Licensed to: RS Sports Timing



# 4 - BMCR - MRO CHAMPIONSHIPS 2008

## DYNA-PRO SUPERSPORT 600

## CADWELL PARK 2.173 Miles

### RACE 12

### 27/04/2008 14:45

### Race (10 Laps)

| Lap | Lap Tm   | Diff   | Time of Day  |
|-----|----------|--------|--------------|
| 2   | 1:46.866 | +2.999 | 14:48:34.090 |
| 3   | 1:46.188 | +2.321 | 14:50:20.278 |
| 4   | 1:45.437 | +1.570 | 14:52:05.715 |
| 5   | 1:45.123 | +1.256 | 14:53:50.838 |
| 6   | 1:44.709 | +0.842 | 14:55:35.547 |
| 7   | 1:45.562 | +1.695 | 14:57:21.109 |
| 8   | 1:44.846 | +0.979 | 14:59:05.955 |
| 9   | 1:44.666 | +0.799 | 15:00:50.621 |
| 10  | 1:43.867 | -      | 15:02:34.488 |

(11) Suham Zaki

|    |          |        |              |
|----|----------|--------|--------------|
| 1  | 1:48.672 | +4.676 | 14:46:45.890 |
| 2  | 1:45.666 | +1.670 | 14:48:31.556 |
| 3  | 1:46.656 | +2.660 | 14:50:18.212 |
| 4  | 1:46.600 | +2.604 | 14:52:04.812 |
| 5  | 1:46.732 | +2.736 | 14:53:51.544 |
| 6  | 1:44.632 | +0.636 | 14:55:36.176 |
| 7  | 1:45.245 | +1.249 | 14:57:21.421 |
| 8  | 1:44.702 | +0.706 | 14:59:06.123 |
| 9  | 1:44.555 | +0.559 | 15:00:50.678 |
| 10 | 1:43.996 | -      | 15:02:34.674 |

(64) Steve De La Cour

|   |          |        |              |
|---|----------|--------|--------------|
| 1 | 1:52.685 | +1.874 | 14:46:50.586 |
| 2 | 1:50.994 | +0.183 | 14:48:41.580 |
| 3 | 1:50.811 | -      | 14:50:32.391 |
| 4 | 1:51.086 | +0.275 | 14:52:23.477 |
| 5 | 1:52.142 | +1.331 | 14:54:15.619 |
| 6 | 1:50.956 | +0.145 | 14:56:06.575 |
| 7 | 1:55.833 | +5.022 | 14:58:02.408 |
| 8 | 1:55.091 | +4.280 | 14:59:57.499 |
| 9 | 1:52.774 | +1.963 | 15:01:50.273 |

(16) Martin Booker

|   |          |        |              |
|---|----------|--------|--------------|
| 1 | 1:54.551 | +0.394 | 14:46:52.680 |
| 2 | 1:54.157 | -      | 14:48:46.837 |
| 3 | 1:54.173 | +0.016 | 14:50:41.010 |
| 4 | 1:54.913 | +0.756 | 14:52:35.923 |
| 5 | 1:54.697 | +0.540 | 14:54:30.620 |
| 6 | 1:54.351 | +0.194 | 14:56:24.971 |
| 7 | 1:56.246 | +2.089 | 14:58:21.217 |
| 8 | 1:56.222 | +2.065 | 15:00:17.439 |
| 9 | 1:55.104 | +0.947 | 15:02:12.543 |

(18) Liam Lyon

|   |          |        |              |
|---|----------|--------|--------------|
| 1 | 1:40.533 | +4.834 | 14:46:35.784 |
| 2 | 1:36.901 | +1.202 | 14:48:12.685 |
| 3 | 1:36.635 | +0.936 | 14:49:49.320 |
| 4 | 1:35.972 | +0.273 | 14:51:25.292 |
| 5 | 1:35.795 | +0.096 | 14:53:01.087 |
| 6 | 1:36.331 | +0.632 | 14:54:37.418 |
| 7 | 1:36.635 | +0.936 | 14:56:14.053 |
| 8 | 1:37.191 | +1.492 | 14:57:51.244 |
| 9 | 1:35.699 | -      | 14:59:26.943 |

(14) Chris Burrage

|   |          |        |              |
|---|----------|--------|--------------|
| 1 | 1:46.147 | +4.918 | 14:46:42.854 |
| 2 | 1:42.134 | +0.905 | 14:48:24.988 |
| 3 | 1:41.838 | +0.609 | 14:50:06.826 |
| 4 | 1:41.663 | +0.434 | 14:51:48.489 |
| 5 | 1:41.229 | -      | 14:53:29.718 |

| Lap | Lap Tm   | Diff   | Time of Day  |
|-----|----------|--------|--------------|
| 6   | 1:41.774 | +0.545 | 14:55:11.492 |

(44) Emmett Burke

|   |          |        |              |
|---|----------|--------|--------------|
| 1 | 1:47.492 | +6.180 | 14:46:44.237 |
| 2 | 1:42.005 | +0.693 | 14:48:26.242 |
| 3 | 1:41.610 | +0.298 | 14:50:07.852 |
| 4 | 1:41.312 | -      | 14:51:49.164 |
| 5 | 1:41.470 | +0.158 | 14:53:30.634 |
| 6 | 1:41.676 | +0.364 | 14:55:12.310 |

| Lap | Lap Tm | Diff | Time of Day |
|-----|--------|------|-------------|
|-----|--------|------|-------------|

Chief Timekeeper

Orbits 4



www.amb-it.com

www.mylaps.com

Licensed to: RS Sports Timing